

PRACTICE FOR STEEL BUILDINGS AND BRIDGES.

DETAILS IS NOT ACCEPTABLE.

4. SLICES SHALL BE CLASS B IN ACCORDANCE WITH ACI 318 UNLESS NOTED OTHERWISE. REINFORCEMENT SHALL BE SPLICED ONLY AT LOCATIONS SHOWN OR NOTED IN THE STRUCTURAL DOCUMENTS EXCEPT REINFORCEMENT MARKED "CONTINUOUS" CAN BE SPLICED AT LOCATIONS DETAIL NOTED IN THE STRUCTURAL DOCUMENTS. ALL SPLICING SHALL BE APPROVED IN WRITING BY THE DESIGN PROFESSIONAL.

5. PROVIDE DOVELS FROM FOUNDATIONS THE SAME SIZE AND NUMBER AS THE VERTICAL WALL OR COLUMN REINFORCING UNLESS NOTED OTHERWISE.

6. PLACE REINFORCEMENT AS FOLLOWS UNLESS NOTED OTHERWISE:

6.1 CONCRETE REINFORCEMENT COVER

EXPOSED TO EARTH OR WEATHER	3" CLEAR
UNFORMED CAST AGAINST EARTH	2" CLEAR
FORMED #6 AND LARGER	1-1/2" CLEAR
FORMED #6 AND SMALLER	1-1/2" CLEAR

NOT EXPOSED TO EARTH OR WEATHER

WALLS	1" CLEAR
COLUMNS (TIES)	1-1/2" CLEAR
BEAMS/GIRDERS (STIRRUPS)	1-1/2" CLEAR
PI BEAMS/GIRDERS (STIRRUPS)	1-1/2" CLEAR
SLABS	3/4" CLEAR

7. REINFORCING STEEL DESIGNATED CONTINUOUS SHALL BE LAPPED AS FOLLOWS:

CLASS B TENSION LAP
---------------------

8. ADHESIVE FOR REINFORCING DOVELS IN EXISTING CONCRETE SHALL CONFORM TO ASTM C881-02, TYPE IV, GRADE 3, CLASS A, B, & C EXCEPT GEL TIMES AND EPOXY CONTENT. ADHESIVE SHALL CONSIST OF A TWO COMPONENT ADHESIVE SYSTEM CONTAINED IN SIDE BY SIDE PACKAGING CONNECTED TO A MIXING NOZZLE WHICH THOROUGHLY MIXES THE COMPONENTS AS IT IS INJECTED INTO THE HOLE. FOR ONE TERM CREEP REINFORCING INSTALLED IN CRACKS THAT ARE SUBJECT TO FREQUENT CYCLIC SERVICE LOADS SHALL BE EVALUATED BY ICCES ACCEPTANCE CRITERIA 308 AND BE SPECIFICALLY APPROVED FOR USE IN CRACKED CONCRETE. CONTACT DESIGN PROFESSIONAL FOR DETERMINATION OF CRACKED OR UNCRACKED CONCRETE CONDITION UNLESS CONDITION IS NOTED ON THE DRAWINGS. INSTALL IN ACCORDANCE WITH THE MANUFACTURER'S RECOMMENDATIONS. MINIMUM EMBEDMENT LENGTH SHALL BE 12 BAR DIAMETERS, UNLESS NOTED OTHERWISE.

9. ALL DOVELS AND TERMINATING BARS SHALL HAVE A STANDARD 90 DEGREE HOOK.

10. ALL HORIZONTAL REINFORCING SHALL BE CONTINUOUS THROUGH CONTROL AND/OR CONSTRUCTION JOINTS AND AROUND CORNERS.

**CAST-IN-PLACE CONCRETE**

1. CONCRETE WORK SHALL CONFORM TO ACI 318 AND CRSI STANDARDS.

2. CONCRETE SHALL HAVE THE FOLLOWING MINIMUM SPECIFIED 28-DAY COMPRESSIVE STRENGTH:

2.1 NORMAL WEIGHT STRUCTURAL CONCRETE

FOOTINGS	3000 PSI
SLAB-ON-WALL/ETAL FORM	3500 PSI
ABUTMENT WALLS/BEAMS	4500 PSI

3. PILES OR DUETS SHALL NOT EXCEED ONE-THIRD THE SLAB OR WALL THICKNESS INCLUDING CROSSING UNLESS SPECIFICALLY DETAILED IN THE STRUCTURAL DOCUMENTS. ALL PILES AND DUETS SHALL BE PLACED IN THE MIDDLE THIRD OF THE SLAB OR WALL THICKNESS UNLESS SPECIFICALLY DETAILED OTHERWISE IN THE STRUCTURAL DOCUMENTS. SEE MECHANICAL AND ELECTRICAL DRAWINGS FOR LOCATION OF SLEEVES, ACCESSORIES, ETC.

4. REFER TO ARCHITECTURAL DRAWINGS FOR MOLDS, GROOVES, ORNAMENTS, CLIPS OR GROUNDS REQUIRED TO BE ENCASED IN CONCRETE AND FOR LOCATION OF FLOOR FINISHES AND SLAB DEPRESSIONS.

5. CONSTRUCTION JOINT LOCATIONS SHALL BE APPROVED BY THE DESIGN PROFESSIONAL. NO HORIZONTAL CONSTRUCTION JOINTS ARE PERMITTED EXCEPT THOSE SHOWN ON THE STRUCTURAL DRAWINGS.

6. DEFECTIVE AREAS IN CONCRETE INCLUDING, BUT NOT LIMITED TO, HONEY-COMBING, SPALLS, AND CRACKS WITH WIDTHS EXCEEDING 0.016 INCH SHALL BE REPAIRED. EXTENT OF DEFECTIVE AREA TO BE DETERMINED BY THE DESIGN PROFESSIONAL.

**STRUCTURAL STEEL**

1. STRUCTURAL STEEL SHALL CONFORM TO ASTM A992 UNLESS NOTED OTHERWISE.

- STRUCTURAL STEEL TUBING SHALL CONFORM TO ASTM A500, GRADE B.
- STRUCTURAL STEEL SHEETS, MISCELLANEOUS PLATES AND CONNECTION MATERIAL SHALL CONFORM TO ASTM A36, UNLESS NOTED OTHERWISE.

2. BOLTS AND ANCHORS

2.1 BOLTED CONNECTIONS SHALL BE TYPE N (BEARING TYPE WITH THREADS INCLUDED IN SHEAR PLANE) WITH MINIMUM 3/4" DIAMETER A325 BOLTS. SUBMIT PROPOSED BOLT TIGHTENING PROCEDURE FOR REVIEW.

2.2 ANCHOR BOLTS SHALL BE HEADED BOLTS CONFORMING TO ASTM F1554 AND SHALL BE HEADED ROODS OR THREADED RODS WITH HEAVY HEXAGONAL NUT WELDED TO THE BOTTOM OF THE THREADED ROD, GRADE A36, UNLESS NOTED OTHERWISE.

2.3 EXPANSION ANCHORS SHALL HAVE BEEN EVALUATED BY THE ICC EVALUATION SERVICES, INC (ICC-ES) WITH A PUBLISHED EVALUATION REPORT. ANCHORS INSTALLED IN CONCRETE THAT MAY BECOME CRACKED UNDER SERVICE LOADS SHALL BE EVALUATED BY ICC-ES ACCEPTANCE CRITERIA 183 AND BE SPECIFICALLY APPROVED FOR USE IN CRACKED CONCRETE. CONTACT DESIGN PROFESSIONAL FOR DETERMINATION OF CRACKED OR UNCRACKED CONCRETE CONDITION UNLESS CONDITION IS NOTED ON THE DRAWINGS. ALL ANCHORS SHALL BE APPROVED FOR RESISTING WIND AND SEISMIC LOADS. INSTALL IN ACCORDANCE WITH THE MANUFACTURER'S RECOMMENDATIONS. MINIMUM EMBEDMENT SHALL BE EQUAL TO 4.5 TIMES THE ANCHOR DIAMETER, UNLESS NOTED OTHERWISE.

2.4 ADHESIVE ANCHORS SHALL CONSIST OF AN ALL-THREAD STEEL ANCHOR WITH ADHESIVE CONFORMING TO ASTM C881-02, TYPE IV, GRADE 3, CLASS A, B, & C EXCEPT GEL TIMES AND EPOXY CONTENT. ADHESIVE SHALL CONSIST OF A TWO COMPONENT ADHESIVE SYSTEM CONTAINED IN SIDE BY SIDE PACKAGING CONNECTED TO A MIXING NOZZLE WHICH THOROUGHLY MIXES THE COMPONENTS AS IT IS INJECTED INTO THE HOLE. ADHESIVE SHALL HAVE PASSED ICC EVALUATION SERVICES, INC (ICC-ES) ACCEPTANCE CRITERIA 308 FOR LONG TERM CREEP. ANCHORS INSTALLED IN CONCRETE THAT MAY BECOME CRACKED UNDER SERVICE LOADS SHALL BE EVALUATED BY ICC-ES ACCEPTANCE CRITERIA 308 AND BE SPECIFICALLY APPROVED FOR USE IN CRACKED CONCRETE. CONTACT DESIGN PROFESSIONAL FOR DETERMINATION OF CRACKED OR UNCRACKED CONCRETE CONDITION UNLESS CONDITION IS NOTED ON THE DRAWINGS. INSTALL IN ACCORDANCE WITH THE MANUFACTURER'S RECOMMENDATIONS. MINIMUM EMBEDMENT SHALL BE EQUAL TO 4.5 TIMES THE ANCHOR DIAMETER, UNLESS NOTED OTHERWISE.

3. STRUCTURAL STEEL SHALL BE FABRICATED AND ERECTED ACCORDING TO BOTH THE AISCS "SPECIFICATION FOR STRUCTURAL STEEL BUILDINGS" AND THE AISCS "CODE OF STANDARD

**FOUNDATION**

1. FOUNDATION DESIGN IS BASED ON THE RECOMMENDATIONS IN THE GEOTECHNICAL REPORT PREPARED BY GEOHYDRO REPORT NUMBER 18128120 DATED MAY 10, 2018. DESIGN PROFESSIONAL IS NOT RESPONSIBLE FOR SUBSURFACE CONDITIONS ENCOUNTERED IN THE FIELD DIFFERENT TO THOSE ASSUMED FOR DESIGN.

2. STRUCTURAL TESTING/INSPECTION AGENCY SHALL CERTIFY THE BEARING MEDIUM.

3. DRIVEN HP10x42 PILES SHALL HAVE 25 TONS VERTICAL CAPACITY, 10 TONS TENSION CAPACITY, AND 7.5 TONS HORIZONTAL/LATERAL CAPACITY PER PILE. GEOTECHNICAL REPORT ESTIMATES TIP DEPTH AT APPROXIMATELY 30 FEET. LENGTH OF PILE IS GIVEN FOR PURPOSE OF CONTRACT AND SHALL BE ADJUSTED AT THE TIME OF DRIVING TO AITAIN ITS LOAD CARRYING CAPACITY.

4. RETAINING WALLS ARE DESIGNED FOR THE FOLLOWING SOIL PROPERTIES:

ACTIVE EQUIVALENT SOIL PREESSURE:	42 PCF
PASSIVE EQUIVALENT SOIL PREESSURE:	378 PCF
AT-REST EQUIVALENT SOIL PREESSURE:	63 PCF
COEFFICIENT OF FRICTION:	0.40
SOIL WEIGHT:	120 PCF

5. STRUCTURAL FILL SHALL CONTAIN NO ORGANIC MATERIAL AND BE APPROVED BY A GEOTECHNICAL ENGINEER PRIOR TO PLACEMENT.

6. PILES SHALL BE CENTERED ABOUT COLUMN LINES UNLESS NOTED OTHERWISE.

7. ALL FOOTINGS SHALL PENETRATE TO A MINIMUM DEPTH OF 12" BELOW FINISHED GRADE.

**HELICAL PIERS**

1. ALL PARTS OF HELICAL PIERS SHALL BE HOT-DIPPED GALVANIZED PER ASTM A-163.

2. HELICAL PIERS SHALL HAVE ALLOWABLE TENSILE/COMPRESSIVE WORKING LOAD CAPACITY AS STATED ON DRAWINGS WITH AN ESTIMATED LENGTH OF 30 FEET. LENGTH OF PILE IS GIVEN FOR PURPOSE OF CONTRACT AND SHALL BE ADJUSTED AT THE TIME OF DRILLING TO AITAIN ITS LOAD CARRING CAPACITY.

3. DEPTH AND NUMBER OF HELICAL PLATES SHALL BE THE RESPONSIBILITY OF THE CONTRACTOR.

4. UNDER THE DIRECTION OF GEOTECHNICAL ENGINEER, CONTRACTOR SHALL PROVIDE PROBE PIERS AT DIFFERENT LOCATIONS TO DETERMINE WHERE THE LOAD TEST WILL BE LOCATED.

5. A MINIMUM OF TWO LOAD TESTS SHALL BE MADE. PIERS SHALL BE TESTED FOR 2X THE ALLOWABLE LOAD CAPACITY.

6. CONTRACTOR SHALL SUBMIT DESIGN STAMPED BY A LICENSED ENGINEER FOR REVIEW PRIOR TO INSTALLATION.

7. CONTRACTOR SHALL PROVIDE 90 YEAR WARRANTY FOR THE MATERIAL INSTALLATION OF THE PIERS.

8. HELICAL PIERS SHALL BE CANTINAK AB CHANGE MACLEAN DME OR APPROVED EQUIVALENT. CONTRACTOR SHALL SUBMIT DRAWINGS FOR APPROVAL.

**REINFORCEMENT**

1. REINFORCING STEEL SHALL CONFORM TO ASTM A615, GRADE 60, UNLESS NOTED OTHERWISE.

2. WELDED WIRE FABRIC SHALL CONFORM TO ASTM A1084 AND HAVE MINIMUM SIDE AND END LAPS OF 8".

3. SUBMIT SHOP DRAWINGS WHICH ADEQUATELY DEPICT THE REINFORCING BAR SIZES AND PLACEMENT, WRITTEN DESCRIPTION OF REINFORCEMENT WITHOUT ADEQUATE SECTIONS, ELEVATIONS, AND

**GENERAL**

1. NO PROVISION OF ANY REFERENCED STANDARD SPECIFICATION, MANUAL OR CODE (WHETHER OR NOT SPECIFICALLY INCORPORATED BY REFERENCE IN THE CONTRACT DOCUMENTS) SHALL BE EFFECTIVE TO CHANGE THE DUTIES AND RESPONSIBILITIES OF OWNER, CONTRACTOR, DESIGN PROFESSIONAL, SUPPLIER, OR ANY OF THEIR CONSULTANTS, AGENTS, OR EMPLOYEES FROM THOSE SET FORTH IN THE CONTRACT DOCUMENTS, NOR SHALL IT BE EFFECTIVE TO ASSIGN TO THE DESIGN PROFESSIONAL, AGENTS, OR RECORD OR ANY OF THE DESIGN PROFESSIONAL OF RECORDS, CONSULTANTS, AGENTS, OR EMPLOYEES ANY DUTY OR AUTHORITY TO SUPERVISE OR DIRECT THE FURNISHING OR PERFORMANCE OF THE WORK OR ANY DUTY OR AUTHORITY TO UNDERTAKE RESPONSIBILITIES CONTRARY TO THE PROVISIONS OF THE CONTRACT DOCUMENTS.

2. CONTRACT DOCUMENTS INCLUDE, BUT ARE NOT LIMITED TO, THE STRUCTURAL DOCUMENTS (DRAWINGS AND SPECIFICATIONS), BUT DO NOT INCLUDE SHOP DRAWINGS, VENDOR DRAWINGS, OR MATERIAL PREPARED AND SUBMITTED BY THE CONTRACTOR.

3. REFERENCE TO STANDARD SPECIFICATIONS OF ANY TECHNICAL SOCIETY, ORGANIZATION, OR ASSOCIATION OR TO CODES OF LOCAL OR STATE AUTHORITIES, SHALL MEAN THE LATEST STANDARD, CODE, SPECIFICATION OR TENTATIVE SPECIFICATION ADOPTED AT THE DATE OF TAKING BIDS, UNLESS SPECIFICALLY STATED OTHERWISE.

4. CONTRACT DOCUMENTS SHALL GOVERN IN THE EVENT OF A CONFLICT WITH THE CODE OF PRACTICE OR SPECIFICATIONS OF ACI, PCI, AISI, SJI OR OTHER STANDARDS, WHERE A CONFLICT OCCURS WITHIN THE CONTRACT DOCUMENTS, THE STRICTEST REQUIREMENT SHALL GOVERN.

5. MATERIAL WORKMANSHIP AND DESIGN SHALL CONFORM TO THE REFERENCED BUILDING CODE.

6. CONTRACTOR SHALL COORDINATE THE STRUCTURAL DOCUMENTS WITH THE ARCHITECTURAL AND CIVIL DOCUMENTS. DESIGN PROFESSIONAL SHALL BE NOTIFIED OF ANY DISCREPANCY OR OMISSION, FOR DIMENSIONS NOT SHOWN ON THE STRUCTURAL DRAWINGS SEE THE ARCHITECTURAL DRAWINGS.

7. CONTRACTOR SHALL VERIFY EXISTING DIMENSIONS, ELEVATIONS, AND SITE CONDITIONS BEFORE STARTING WORK. DESIGN PROFESSIONAL SHALL BE NOTIFIED OF ANY DISCREPANCY.

8. CONTRACTOR SHALL VERIFY THAT MISCELLANEOUS FRAMING SHOWN ON THE STRUCTURAL DRAWINGS FOR OWNER-FURNISHED ITEMS, PARTITIONS, ETC. IS CONSISTENT WITH THE REQUIREMENTS OF SUCH ITEMS.

9. CONTRACTOR HAS SOLE RESPONSIBILITY FOR MEANS, METHODS, TECHNIQUES, SEQUENCES, AND PROCEDURES OF CONSTRUCTION.

10. THE STRUCTURE IS STABLE ONLY IN ITS COMPLETED FORM. TEMPORARY SUPPORTS REQUIRED FOR STABILITY DURING ALL INTERMEDIATE STAGES OF CONSTRUCTION SHALL BE DESIGNED, FURNISHED, AND INSTALLED BY THE CONTRACTOR.

11. CONTRACTOR HAS SOLE RESPONSIBILITY TO COMPLY WITH ALL OSHA REGULATIONS.

12. ELECTRONIC DRAWING FILES WILL NOT BE PROVIDED TO THE CONTRACTOR. REPRODUCTION OF STRUCTURAL DRAWINGS FOR SHOP DRAWINGS IS NOT PERMITTED.

13. REVIEW OF SUBMITTALS OR SHOP DRAWINGS BY THE DESIGN PROFESSIONAL DOES NOT RELIEVE THE CONTRACTOR OF THE SOLE RESPONSIBILITY TO REVIEW AND CHECK ALL SUBMITTALS AND SHOP DRAWINGS BEFORE SUBMITTING TO THE DESIGN PROFESSIONAL. CONTRACTOR REMAINS SOLELY RESPONSIBLE FOR ERRORS AND OMISSIONS ASSOCIATED WITH THE PREPARATION OF SHOP DRAWINGS AS THEY PERTAIN TO MEMBER SIZES, DETAILS, AND DIMENSIONS SPECIFIED IN THE CONTRACT DOCUMENTS.

14. DETAILS LABELED "TYPICAL" ON THE STRUCTURAL DRAWINGS APPLY TO ALL SITUATIONS OCCURRING ON THE PROJECT THAT ARE THE SAME OR SIMILAR TO THE TYPICAL DETAILS UNLESS THOSE LOCATIONS ARE SPECIFICALLY DETAILED OTHERWISE.

15. STRUCTURAL DESIGN PROFESSIONAL IS NOT RESPONSIBLE FOR THE DESIGN OF PRE-ENGINEERED PEDESTRIAN BRIDGE OR OTHER SYSTEMS NOT SHOWN IN THE STRUCTURAL DOCUMENTS. SUCH SYSTEMS SHALL BE DESIGNED, FURNISHED, AND INSTALLED AS REQUIRED BY OTHER PORTIONS OF THE CONTRACT DOCUMENTS.

16. SUBMITTALS

16.1 SUBMITTALS BY THE CONTRACTOR ARE NOT A PART OF THE CONTRACT DOCUMENTS, PRIOR TO THE INITIAL SUBMITTAL, CONTRACTOR SHALL SUBMIT TO THE DESIGN PROFESSIONAL A SCHEDULE OF SUBMITTED INFORMATION.

16.2 SUBMITTALS SHALL BE ACCOMPANIED BY A TRANSMITTAL LETTER WITH THE FOLLOWING INFORMATION:

PROJECT NAME	CONTRACTOR'S NAME
DATE SUBMITTED	DESCRIPTION OF ITEMS SUBMITTED, IDENTITY WORK AND PRODUCT BY SPECIFICATION SECTION
NUMBER OF DRAWINGS AND OTHER PERTINENT DATA	

16.3 CONTRACTOR SHALL DIRECT SPECIFIC ATTENTION ON THE SUBMITTAL TO ANY DEVIATION FROM THE CONTRACT DOCUMENTS. CONTRACTOR SHALL STAMP AND SIGN EACH SHEET OF SHOP DRAWINGS AND PRODUCT DATA, AND SIGN OR INITIAL EACH SAMPLE TO CERTIFY COMPLIANCE WITH REQUIREMENTS OF CONTRACT DOCUMENTS. SUBMITTALS RECEIVED WITHOUT THE CONTRACTOR'S STAMP OF REVIEW WILL BE RETURNED TO THE CONTRACTOR FOR REVIEW AND RESUBMITTAL.

16.4 WORK REQUIRING SHOP DRAWINGS, WHETHER CALLED FOR BY THE CONTRACT DOCUMENTS OR REQUESTED BY THE CONTRACTOR, SHALL NOT COMMENCE UNTIL THE SUBMISSION HAS BEEN REVIEWED BY THE DESIGN PROFESSIONAL. WORK MAY COMMENCE IF THE CONTRACTOR VERIFIES WITH A COLORADO REGISTERED PROFESSIONAL ENGINEER, REGISTERED ARCHITECT, REGISTERED SURVEYOR, OR REGISTERED LAND SURVEYOR, THAT THE SUBMITTALS COMPLY WITH THE CONTRACT DOCUMENTS. CONTRACT TIME AT COPY OF THE MARKED STRUCTURAL SHOP DRAWINGS WITH THE DESIGN PROFESSIONAL'S REVIEW STAMP IS TO BE MAINTAINED AT THE JOB SITE.

**CODE/DESIGN CRITERIA**

1. ADDITION TO THE STRUCTURE IS DESIGNED IN ACCORDANCE WITH THE FOLLOWING:

- INTERNATIONAL BUILDING CODE, 2012 EDITION WITH GEORGIA AMENDMENTS.

2. GRAVITY LOADS

2.1 UNIFORM FLOOR LIVE LOADS (REDUCED AS ALLOWED BY THE BUILDING CODE):

- BOARDWALK 100 PSF
- PEDESTRIAN BRIDGE 100 PSF

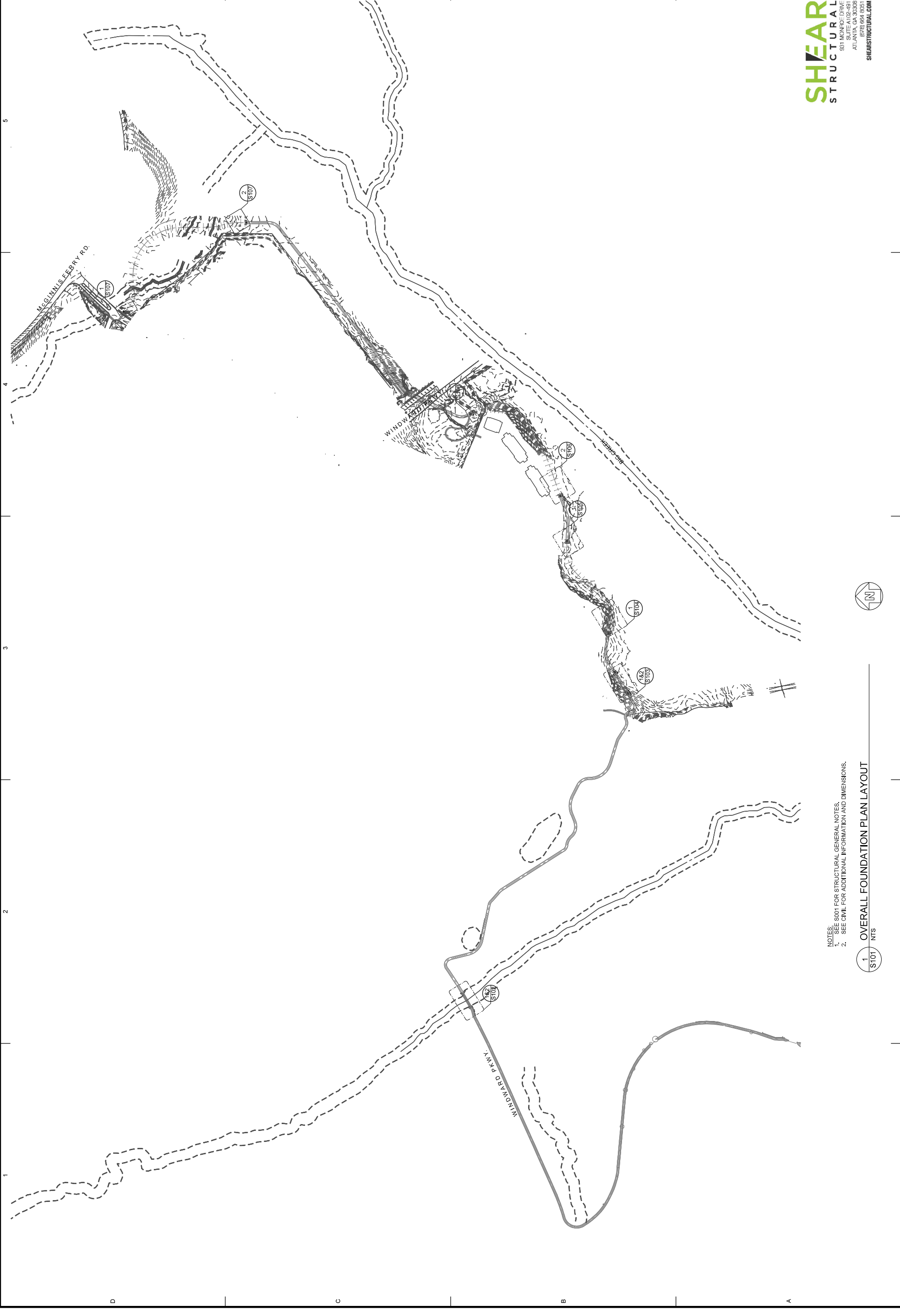
2.3 DEAD LOADS (IN ADDITION TO STRUCTURE SELF-WEIGHT):

FLOOR:

- MISCELLANEOUS 5 PSF
- HANDRAILS 50 PLF OR 200LB (CONCENTRATED LOAD)

3. WIND LOADS

- ULTIMATE DESIGN WIND SPEED,  $V_{UL}$  = 115 MPH
- NOMINAL DESIGN WIND SPEED,  $V_{50}$  = 90 MPH
- RISK CATEGORY: II
- EXPOSURE B
- INTERNAL PRESSURE COEFFICIENT = +0.18



NOTES:  
1. SEE 8001 FOR STRUCTURAL GENERAL NOTES.  
2. SEE CIVIL FOR ADDITIONAL INFORMATION AND DIMENSIONS.

1 OVERALL FOUNDATION PLAN LAYOUT  
S101 NTS



**SH/EAR**  
STRUCTURAL  
801 MONROE DRIVE  
SUITE A102-481  
ATLANTA, GA 30308  
(678) 664 6051  
SHEARSTRUCTURAL.COM

**BIG CREEK GREENWAY**  
**EXTENSION**  
OVERALL FOUNDATION PLAN  
LAYOUT

SHEET  
IDENTIFICATION  
NUMBER  
**S101**

**POND**  
CITY OF ALPHARETTA  
DEPARTMENT OF PUBLIC WORKS  
1790 HEMBREE ROAD  
ALPHARETTA, GA 30009  
300 Parkway Lane  
Roswell, Georgia, GA  
2092, SUITE 500  
Phone: 678.336.7140  
Fax: 678.336.7144

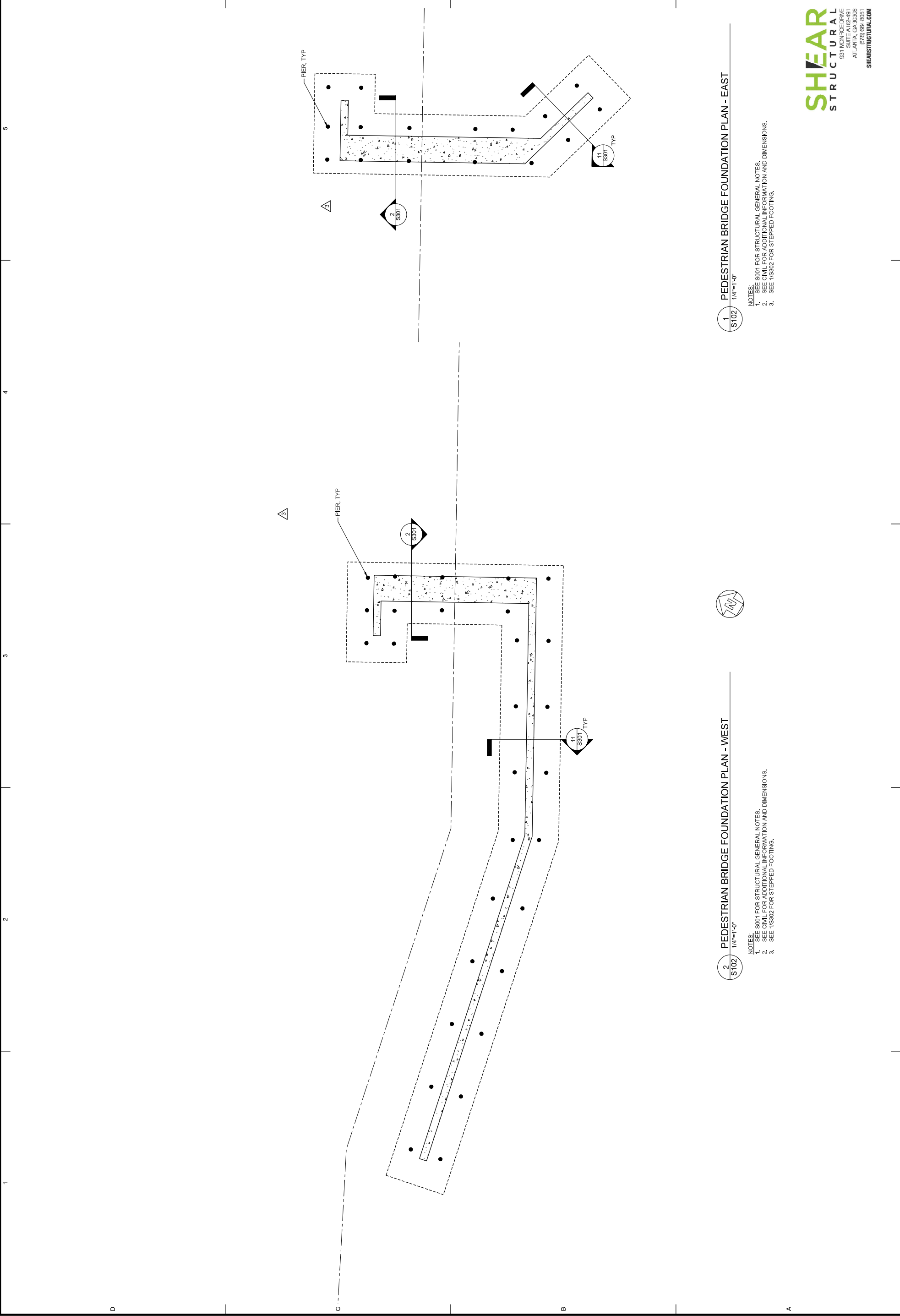
DESIGNED BY:	DATE:
CHKD BY:	JULY 18, 2019
FILE NUMBER:	SOLUTION NO.:
CONTRACT NO.:	

MARK	DESCRIPTION	DATE	APPR.
0	RELEASED FOR BID	04/08/19	
1	ADDENDUM 1	04/24/19	
2	BOARDWALK FOUNDATION REVISIONS	07/18/19	
3	STRUCTURAL FOUNDATION REVISIONS	09/10/19	



THE CITY OF  
**ALPHARETTA**  
GEORGIA

		<table border="1" style="width:100%; border-collapse: collapse;"> <tr> <th>MARK</th> <th>DESCRIPTION</th> <th>DATE</th> <th>APPR.</th> </tr> <tr> <td>0</td> <td>RELEASED FOR BID</td> <td>04/08/19</td> <td></td> </tr> <tr> <td>1</td> <td>ADDENDUM 1</td> <td>04/24/19</td> <td></td> </tr> <tr> <td>2</td> <td>BOARDWALK FOUNDATION REVISIONS</td> <td>07/18/19</td> <td></td> </tr> <tr> <td>3</td> <td>STRUCTURAL FOUNDATION REVISIONS</td> <td>09/10/19</td> <td></td> </tr> </table>	MARK	DESCRIPTION	DATE	APPR.	0	RELEASED FOR BID	04/08/19		1	ADDENDUM 1	04/24/19		2	BOARDWALK FOUNDATION REVISIONS	07/18/19		3	STRUCTURAL FOUNDATION REVISIONS	09/10/19		<table border="1" style="width:100%; border-collapse: collapse;"> <tr> <td>DESIGNED BY:</td> <td>DATE:</td> </tr> <tr> <td>CHKD BY:</td> <td>SUBMITTAL NO.:</td> </tr> <tr> <td>FILE NAME:</td> <td>CONTRACT NO.:</td> </tr> <tr> <td>FILE NUMBER:</td> <td>PLAT DATE:</td> </tr> <tr> <td>PLAT SCALE:</td> <td>ZZ X 34'</td> </tr> </table>	DESIGNED BY:	DATE:	CHKD BY:	SUBMITTAL NO.:	FILE NAME:	CONTRACT NO.:	FILE NUMBER:	PLAT DATE:	PLAT SCALE:	ZZ X 34'	<p><b>POND</b>          DEPARTMENT OF PUBLIC WORKS          1790 HEMBREE ROAD          ALPHARETTA, GA 30009          300 Parkway Lane          Roswell, Georgia, GA          30092, SUITE 500          Phone: 678.338.7740          Fax: 678.338.7744</p>
MARK	DESCRIPTION	DATE	APPR.																															
0	RELEASED FOR BID	04/08/19																																
1	ADDENDUM 1	04/24/19																																
2	BOARDWALK FOUNDATION REVISIONS	07/18/19																																
3	STRUCTURAL FOUNDATION REVISIONS	09/10/19																																
DESIGNED BY:	DATE:																																	
CHKD BY:	SUBMITTAL NO.:																																	
FILE NAME:	CONTRACT NO.:																																	
FILE NUMBER:	PLAT DATE:																																	
PLAT SCALE:	ZZ X 34'																																	
<p><b>BIG CREEK GREENWAY          EXTENSION</b></p> <p>BRIDGE FOUNDATION PLAN</p>		<p><b>S102</b>          IDENTIFICATION NUMBER</p>																																




2 PEDESTRIAN BRIDGE FOUNDATION PLAN - WEST  
 S102 1/4"=1'-0"

- NOTES:
1. SEE S001 FOR STRUCTURAL GENERAL NOTES.
  2. SEE CIVIL FOR ADDITIONAL INFORMATION AND DIMENSIONS.
  3. SEE 1/S302 FOR STEPPED FOOTING.

1 PEDESTRIAN BRIDGE FOUNDATION PLAN - EAST  
 S102 1/4"=1'-0"

- NOTES:
1. SEE S001 FOR STRUCTURAL GENERAL NOTES.
  2. SEE CIVIL FOR ADDITIONAL INFORMATION AND DIMENSIONS.
  3. SEE 1/S302 FOR STEPPED FOOTING.

**SH/EAR**  
 STRUCTURAL  
 801 MONROEDALE  
 ATLANTA, GA 30308  
 SUITE A102-481  
 678.662.6051  
 SHEARSTRUCTURAL.COM



MARK	DESCRIPTION	DATE	APPR.
0	RELEASED FOR BID	04/08/19	
1	ADDENDUM 1	04/24/19	
2	BOARDWALK FOUNDATION REVISIONS	07/18/19	
3	STRUCTURAL FOUNDATION REVISIONS	09/10/19	

DESIGNED BY:	DATE:	JULY 18, 2019
DWN BY:	CHK BY:	HJ
FILE NAME:	CONTRACT NO.:	
FILE NUMBER:	SUBMITTAL NO.:	
PLLOT SCALE:	PLLOT DATE:	
SIZE:	ZZ X 34"	

**POND**  
 3000 Parkway Lane  
 Alpharetta, GA 30009  
 Phone: 678.338.7744  
 Fax: 678.338.7744  
 2092, SUITE 500  
 Peachtree Corners, GA

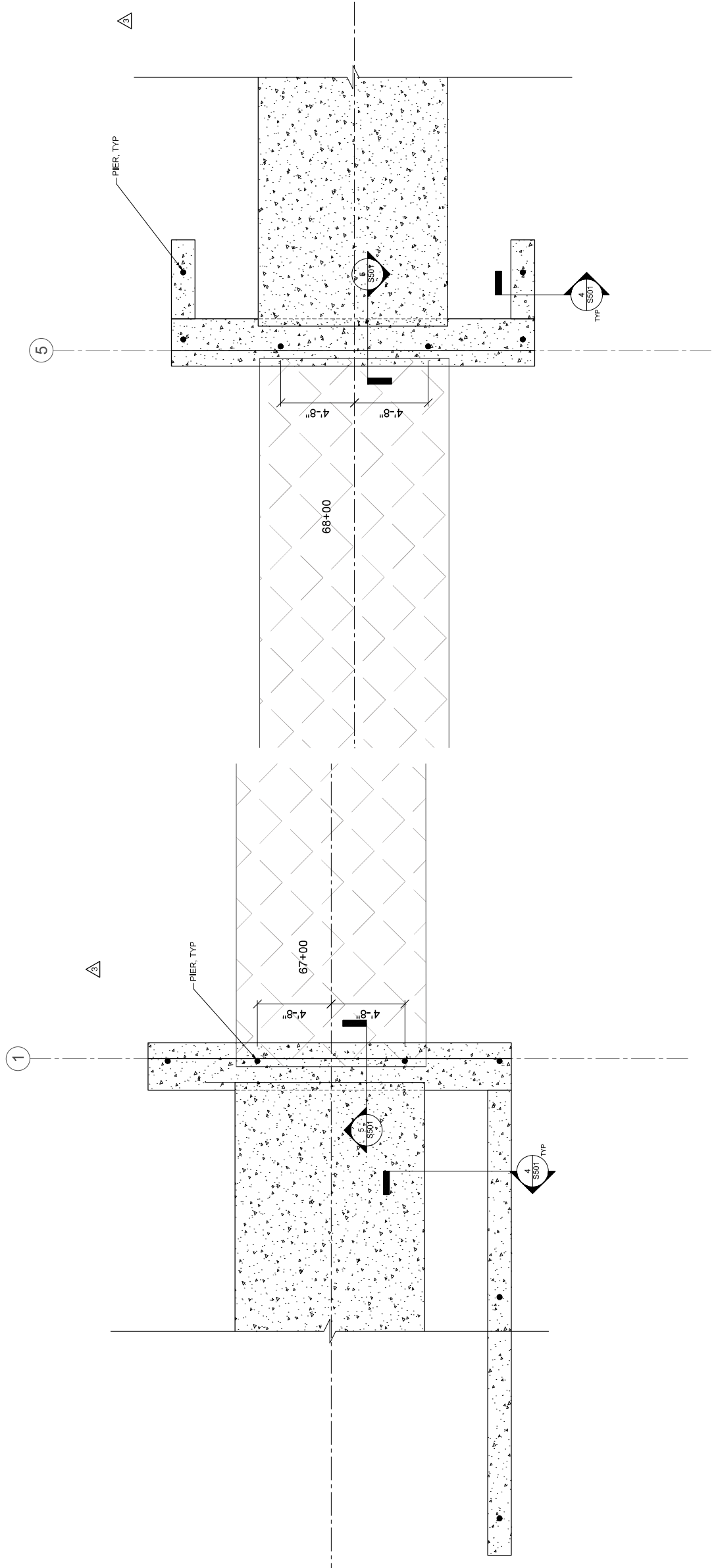
**CITY OF ALPHARETTA**  
 DEPARTMENT OF PUBLIC WORKS  
 1790 HEMBREE ROAD  
 ALPHARETTA, GA 30009

POUND PROJECT No. 1180336

**BIG CREEK GREENWAY**  
**EXTENSION**  
 BOARDWALK A FOUNDATION  
 PLAN

SHEET  
 IDENTIFICATION  
 NUMBER  
**S103**

**SHEAR**  
 STRUCTURAL  
 801 MONROE DRIVE  
 SUITE A102-481  
 ATLANTA, GA 30308  
 (678) 664-8051  
 SHEARSTRUCTURAL.COM



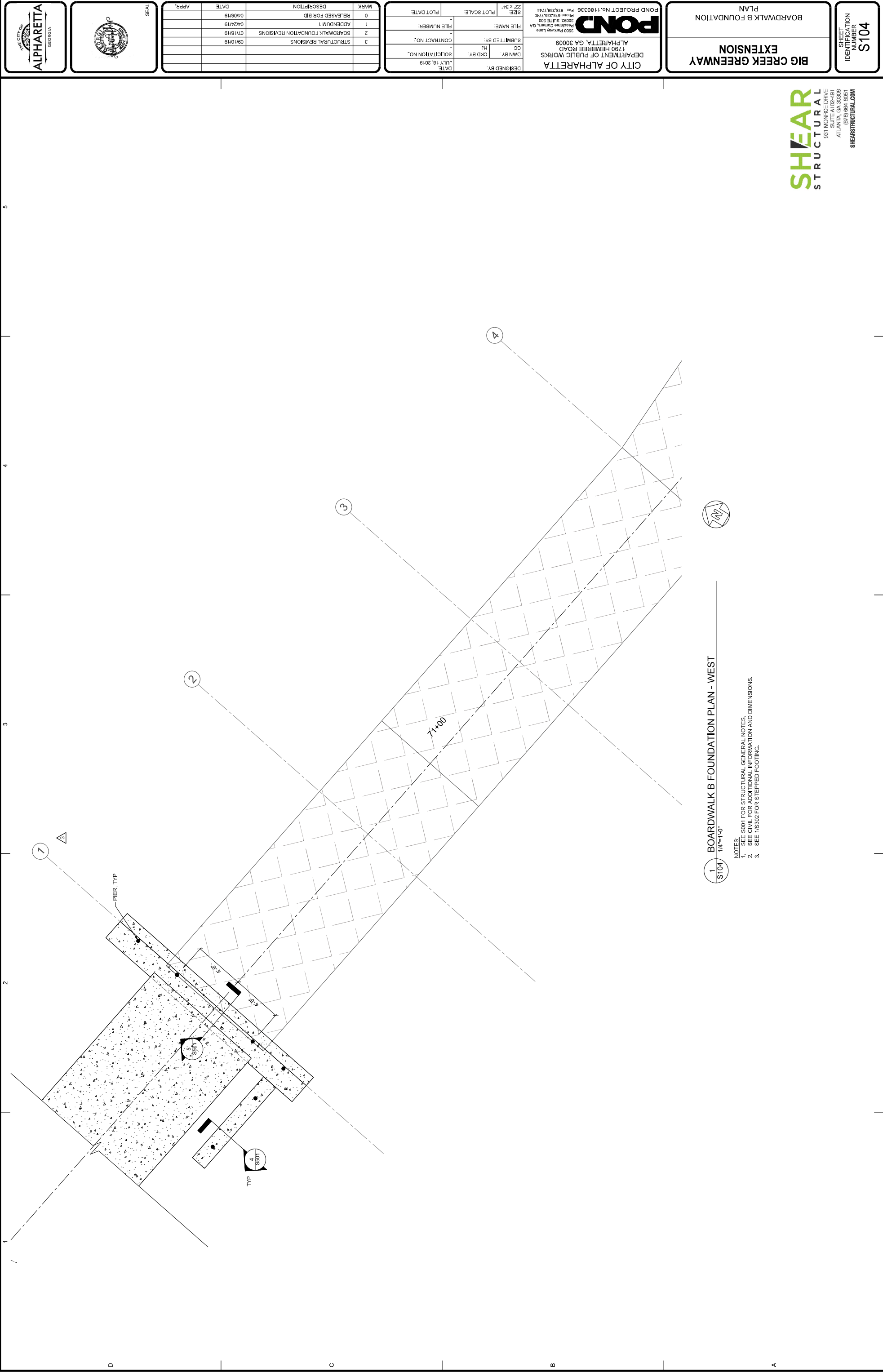
1 BOARDWALK A FOUNDATION PLAN - EAST  
 S103 1/4"=1'-0"

2 BOARDWALK A FOUNDATION PLAN - WEST  
 S103 1/4"=1'-0"

- NOTES:
- SEE S001 FOR STRUCTURAL GENERAL NOTES.
  - SEE CIVIL FOR ADDITIONAL INFORMATION AND DIMENSIONS.
  - SEE 1/6302 FOR STEPPED FOOTING.

- NOTES:
- SEE S001 FOR STRUCTURAL GENERAL NOTES.
  - SEE CIVIL FOR ADDITIONAL INFORMATION AND DIMENSIONS.
  - SEE 1/6302 FOR STEPPED FOOTING.





1 BOARDWALK B FOUNDATION PLAN - WEST  
S104 1/4"=1'-0"

- NOTES:
- SEE S001 FOR STRUCTURAL GENERAL NOTES.
  - SEE CIVIL FOR ADDITIONAL INFORMATION AND DIMENSIONS.
  - SEE 1S302 FOR STEPPED FOOTING.

**SHEAR**  
STRUCTURAL  
801 MONROE DRIVE  
ATLANTA, GA 30308  
(678) 664 6051  
SHEARSTRUCTURAL.COM


**BIG CREEK GREENWAY**  
**EXTENSION**  
BOARDWALK B FOUNDATION  
PLAN

SHEET  
IDENTIFICATION  
NUMBER  
**S104**

**POND**  
CITY OF ALPHARETTA  
DEPARTMENT OF PUBLIC WORKS  
1790 HEMBREE ROAD  
ALPHARETTA, GA 30009  
300 Parkway Lane  
Roswell, Georgia, GA  
30092, SUITE 500  
Phone: 678.336.7744  
Fax: 678.336.7744

DESIGNED BY:	DATE:
DMN BY:	CHK BY:
CC:	PL:
SUBMITTED BY:	FILE NAME:
CONTRACT NO.:	FILE NUMBER:
SOLICITATION NO.:	CONTRACT NO.:
DATE:	JULY 18, 2019
DESIGNED BY:	DATE:
DMN BY:	CHK BY:
CC:	PL:
SUBMITTED BY:	FILE NAME:
CONTRACT NO.:	FILE NUMBER:
SOLICITATION NO.:	CONTRACT NO.:
DATE:	JULY 18, 2019

MARK	DESCRIPTION	DATE	APPR.
0	RELEASED FOR BID	04/08/19	
1	ADDENDUM 1	04/24/19	
2	BOARDWALK FOUNDATION REVISIONS	07/18/19	
3	STRUCTURAL FOUNDATION REVISIONS	09/10/19	




SHEET  
IDENTIFICATION  
NUMBER  
**S105**

**BIG CREEK GREENWAY  
EXTENSION**  
BOARDWALK B FOUNDATION  
PLAN

**POND**  
CITY OF ALPHARETTA  
DEPARTMENT OF PUBLIC WORKS  
1790 HEMBREE ROAD  
ALPHARETTA, GA 30009  
300 Parkway Lane  
Roswell, Georgia, GA  
30092, SUITE 500  
Phone: 678.338.7740 Fax: 678.338.7744

DESIGNED BY:	DATE:
DMN BY:	CHK BY:
CC:	PL:
FILE NUMBER:	CONTRACT NO.:
PLAT SCALE:	PLAT DATE:
SIZE:	ZZ X 34"

MARK	DESCRIPTION	DATE	APPR.
0	RELEASED FOR BID	04/08/19	
1	ADDENDUM 1	04/24/19	
2	BOARDWALK FOUNDATION REVISIONS	07/18/19	
3	STRUCTURAL REVISIONS	09/10/19	



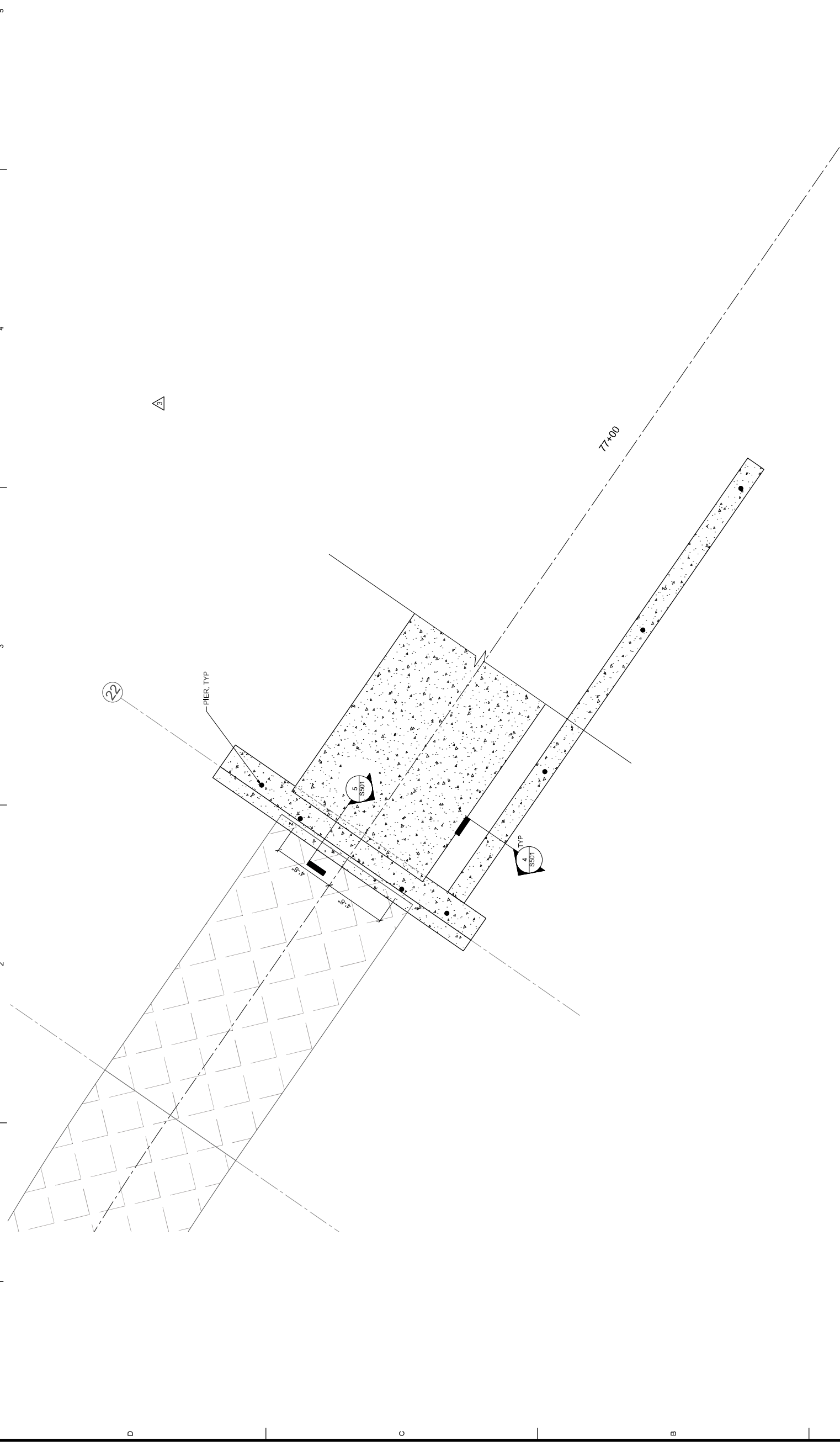
**SH/EAR**  
STRUCTURAL  
801 MONROE DRIVE  
SUITE A102-481  
ATLANTA, GA 30308  
(678) 664 6051  
SHEARSTRUCTURAL.COM



1 BOARDWALK B FOUNDATION PLAN - EAST

S105 1/4"=1'-0"

- NOTES
- SEE S001 FOR STRUCTURAL GENERAL NOTES.
  - SEE CIVIL FOR ADDITIONAL INFORMATION AND DIMENSIONS.
  - SEE 18302 FOR STEPPED FOOTING.




SHEET  
IDENTIFICATION  
NUMBER  
**S106**

**BIG CREEK GREENWAY  
EXTENSION**  
BOARDWALK C FOUNDATION  
PLAN

**POND**  
CITY OF ALPHARETTA  
DEPARTMENT OF PUBLIC WORKS  
1790 HEMBREE ROAD  
ALPHARETTA, GA 30009  
300 Parkway Lane  
Roswell, Georgia, GA  
30092, SUITE 500  
Phone: 678.338.7744  
Fax: 678.338.7744

DESIGNED BY:  
DATE: JULY 18, 2019  
SOLUTION NO.:  
CHK BY: HJ  
SUBMITTED BY:  
FILE NAME:  
CONTRACT NO.:  
PLOT SCALE:  
PLOT DATE:

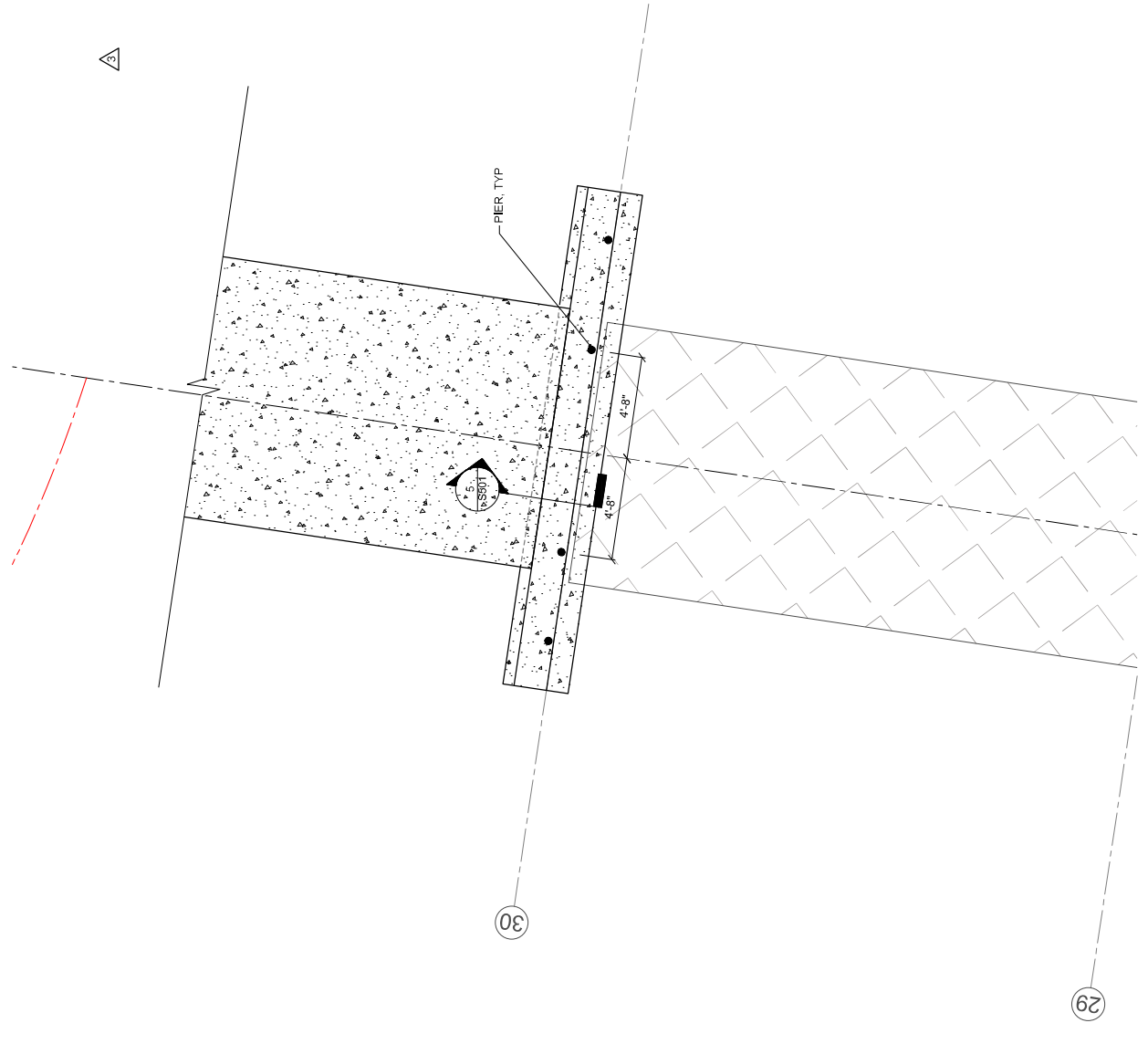
MARK	DESCRIPTION	DATE	APPR.
0	RELEASED FOR BID	04/08/19	
1	ADDENDUM 1	04/24/19	
2	BOARDWALK FOUNDATION REVISIONS	07/18/19	
3	STRUCTURAL FOUNDATION REVISIONS	09/10/19	



**SHEAR  
STRUCTURAL**  
801 MONROE DRIVE  
SUITE A102-481  
ATLANTA, GA 30308  
(678) 664-8051  
SHEARSTRUCTURAL.COM

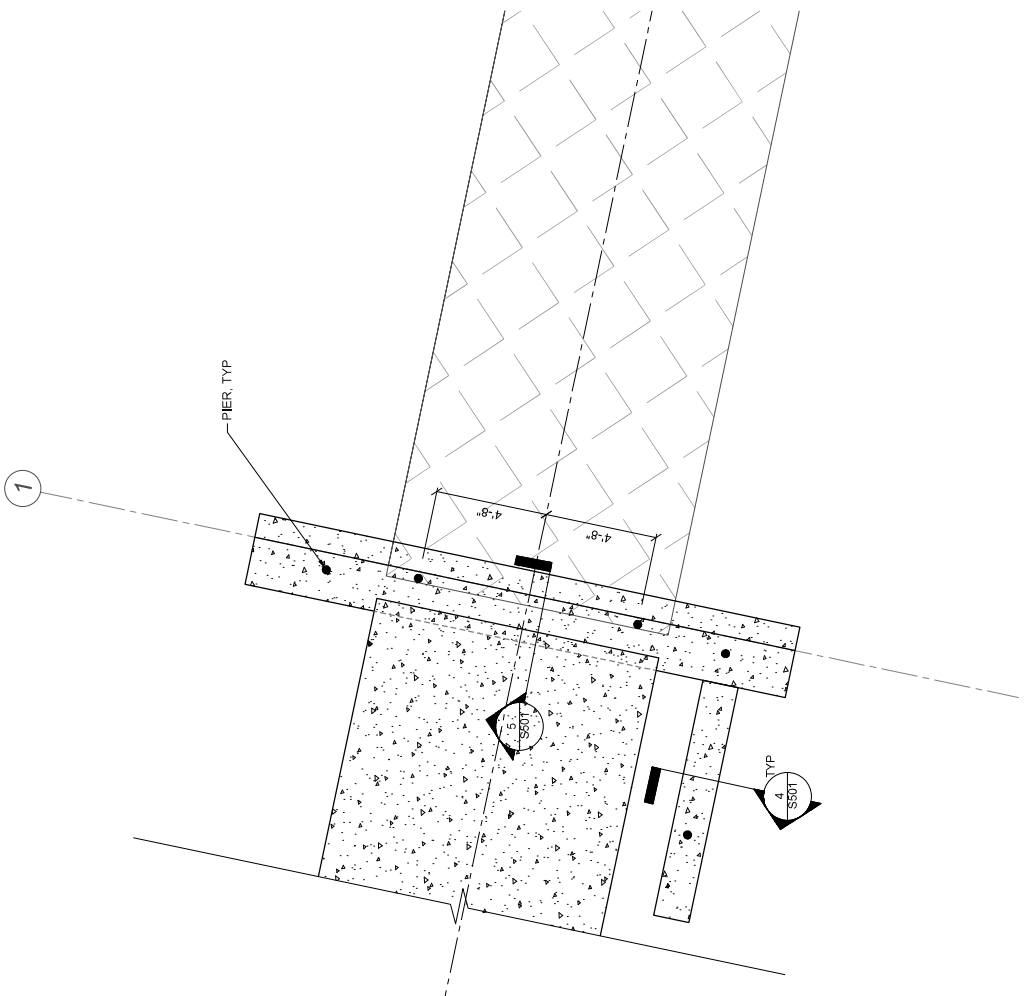
**1 BOARDWALK C FOUNDATION PLAN - EAST**  
S106 1/4"=1'-0"

- NOTES:  
1. SEE S001 FOR STRUCTURAL GENERAL NOTES.  
2. SEE CIVIL FOR ADDITIONAL INFORMATION AND DIMENSIONS.  
3. SEE 1/6302 FOR STEPPED FOOTING.

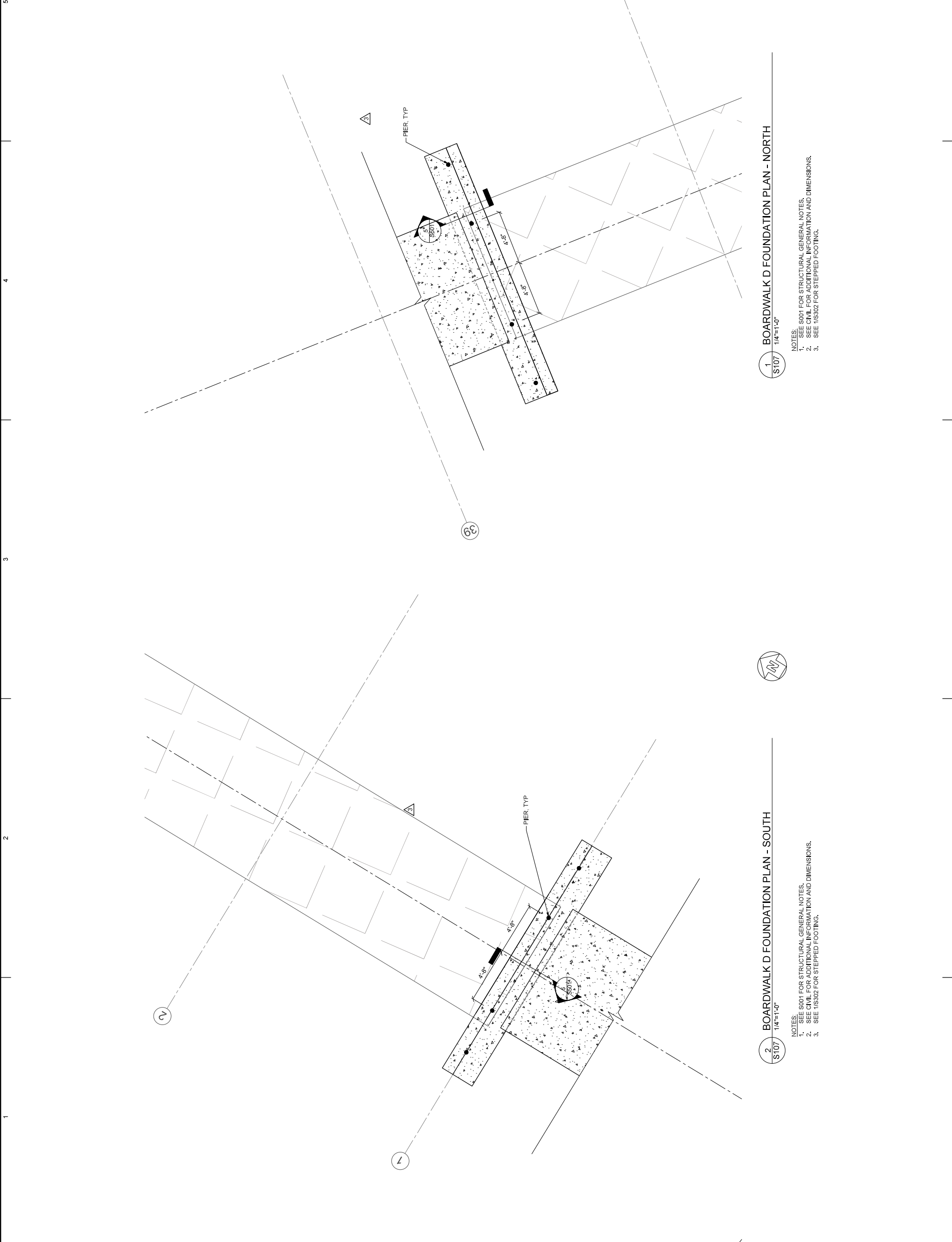


**2 BOARDWALK C FOUNDATION PLAN - WEST**  
S106 1/4"=1'-0"

- NOTES:  
1. SEE S001 FOR STRUCTURAL GENERAL NOTES.  
2. SEE CIVIL FOR ADDITIONAL INFORMATION AND DIMENSIONS.  
3. SEE 1/6302 FOR STEPPED FOOTING.



D C B A



2 BOARDWALK D FOUNDATION PLAN - SOUTH  
S107 1/4"=1'-0"

- NOTES:
1. SEE S001 FOR STRUCTURAL GENERAL NOTES.
  2. SEE CIVIL FOR ADDITIONAL INFORMATION AND DIMENSIONS.
  3. SEE 1/6302 FOR STEPPED FOOTING.

1 BOARDWALK D FOUNDATION PLAN - NORTH  
S107 1/4"=1'-0"

- NOTES:
1. SEE S001 FOR STRUCTURAL GENERAL NOTES.
  2. SEE CIVIL FOR ADDITIONAL INFORMATION AND DIMENSIONS.
  3. SEE 1/6302 FOR STEPPED FOOTING.

**SH/EAR**  
STRUCTURAL  
801 MONROE DRIVE  
SUITE A102-481  
ATLANTA, GA 30308  
(678) 664 6051  
SHEARSTRUCTURAL.COM

**BIG CREEK GREENWAY**  
**EXTENSION**  
BOARDWALK D FOUNDATION  
PLAN

SHEET  
IDENTIFICATION  
NUMBER  
**S107**

**POND**  
CITY OF ALPHARETTA  
DEPARTMENT OF PUBLIC WORKS  
1790 HEMBREE ROAD  
ALPHARETTA, GA 30009  
300 Parkway Lane  
Roswell, Georgia, GA  
30082, SUITE 500  
Phone: 678.338.7740  
Fax: 678.338.7744

DESIGNED BY:  
DATE: JULY 18, 2019  
SOLUTION NO.:  
CKD BY: HJ  
FILE NAME:  
SUBMITTED BY:  
CONTRACT NO.:  
FILE NUMBER:  
PLOT SCALE:  
PLOT DATE:

MARK	DESCRIPTION	DATE	APPR.
0	RELEASED FOR BID	04/08/19	
1	ADDENDUM 1	04/24/19	
2	BOARDWALK FOUNDATION REVISIONS	07/18/19	
3	STRUCTURAL FOUNDATION REVISIONS	09/10/19	



THE CITY OF  
**ALPHARETTA**  
GEORGIA





NOTES:  
 1. SEE S001 FOR STRUCTURAL GENERAL NOTES.  
 2. SEE CIVIL FOR ADDITIONAL INFORMATION AND DIMENSIONS.

1 OVERALL PLAN LAYOUT  
 S201 NTS

**SH/EAR**  
 STRUCTURAL  
 801 MONROE DRIVE  
 SUITE 102-481  
 ATLANTA, GA 30308  
 (678) 664-6051  
 SHEARSTRUCTURAL.COM

OVERALL PLAN LAYOUT  
**BIG CREEK GREENWAY  
 EXTENSION**

SHEET  
 IDENTIFICATION  
 NUMBER  
**S201**

**POND**  
 CITY OF ALPHARETTA  
 DEPARTMENT OF PUBLIC WORKS  
 1790 HEMBREE ROAD  
 ALPHARETTA, GA 30009  
 3000 Parkway Lane  
 Roswell, Georgia, GA  
 30092, SUITE 500  
 Phone: 678.338.7740  
 Fax: 678.338.7744

DESIGNED BY:	DATE:
DMN BY:	JULY 18, 2019
CC:	
FILE NAME:	
CONTRACT NO.:	
FILE NUMBER:	
CONTRACT NO.:	
DATE:	
PLotted SCALE:	
SIZE:	
ZZ X 34"	

MARK	DESCRIPTION	DATE	APPR.
0	RELEASED FOR BID	04/08/19	
1	ADDENDUM 1	04/24/19	
2	BOARDWALK FOUNDATION REVISIONS	07/18/19	
3	STRUCTURAL FOUNDATION REVISIONS	09/10/19	



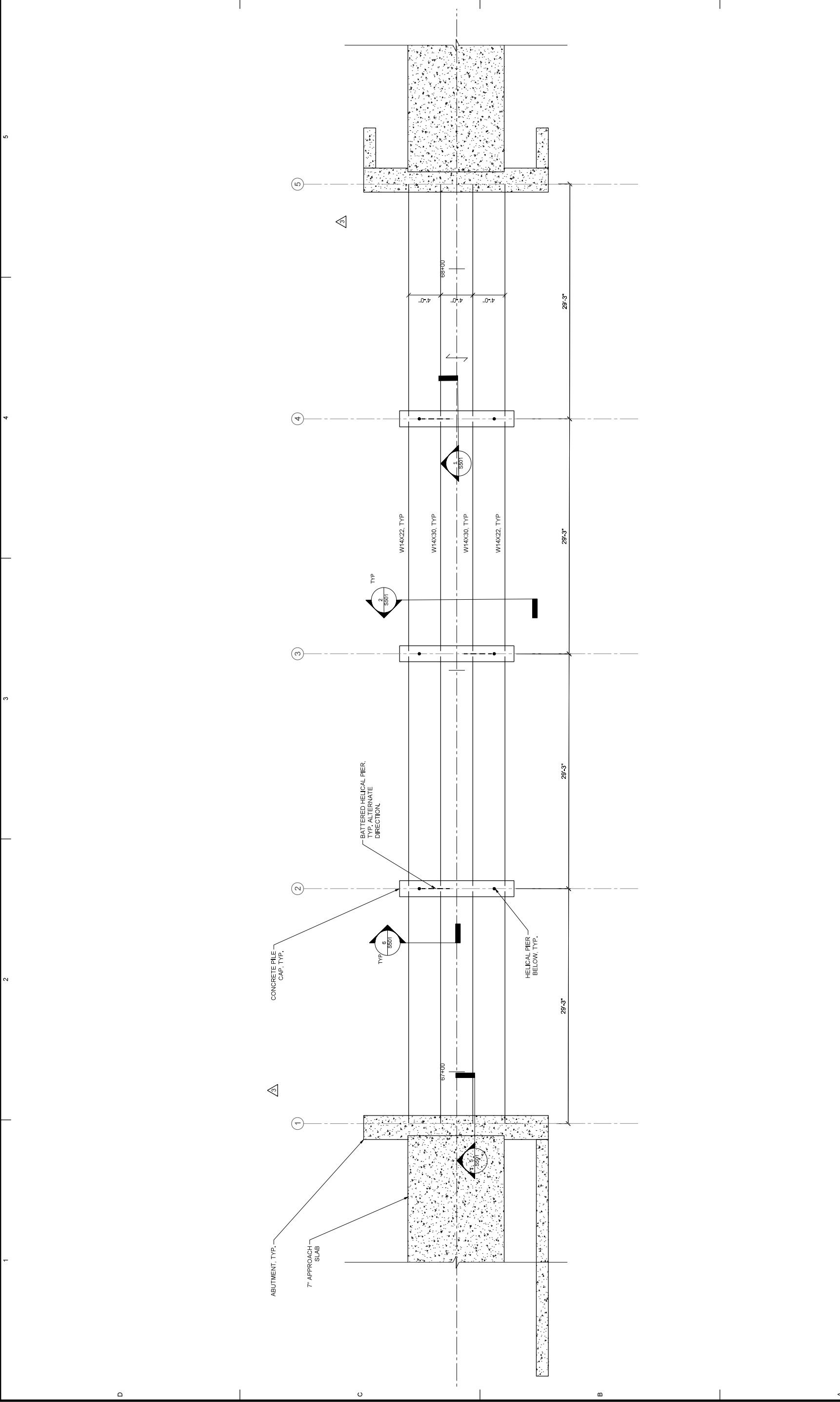
THE CITY OF  
**ALPHARETTA**  
 GEORGIA

		<table border="1" style="width:100%; border-collapse: collapse;"> <tr> <th>MARK</th> <th>DESCRIPTION</th> <th>DATE</th> <th>APPR.</th> </tr> <tr> <td>0</td> <td>RELEASED FOR BID</td> <td>04/08/19</td> <td></td> </tr> <tr> <td>1</td> <td>ADDENDUM 1</td> <td>04/24/19</td> <td></td> </tr> <tr> <td>2</td> <td>BOARDWALK FOUNDATION REVISIONS</td> <td>07/18/19</td> <td></td> </tr> <tr> <td>3</td> <td>STRUCTURAL FOUNDATION REVISIONS</td> <td>09/10/19</td> <td></td> </tr> </table>	MARK	DESCRIPTION	DATE	APPR.	0	RELEASED FOR BID	04/08/19		1	ADDENDUM 1	04/24/19		2	BOARDWALK FOUNDATION REVISIONS	07/18/19		3	STRUCTURAL FOUNDATION REVISIONS	09/10/19		<table border="1" style="width:100%; border-collapse: collapse;"> <tr> <td>DESIGNED BY:</td> <td></td> </tr> <tr> <td>DATE:</td> <td>JULY 18, 2019</td> </tr> <tr> <td>SOLUTION NO.:</td> <td></td> </tr> <tr> <td>CD BY:</td> <td>HJ</td> </tr> <tr> <td>FILE NAME:</td> <td></td> </tr> <tr> <td>CONTRACT NO.:</td> <td></td> </tr> <tr> <td>PLANT SCALE:</td> <td>1" = 10'</td> </tr> <tr> <td>PLANT DATE:</td> <td></td> </tr> </table>	DESIGNED BY:		DATE:	JULY 18, 2019	SOLUTION NO.:		CD BY:	HJ	FILE NAME:		CONTRACT NO.:		PLANT SCALE:	1" = 10'	PLANT DATE:		<p style="text-align: center;"><b>POND</b></p> <p style="font-size: small;">300 Parkway Lane Roswell, Georgia, GA 30082, SUITE 500 Phone: 678.338.7140 Fax: 678.338.7144</p> <p style="font-size: small;">POND PROJECT No. 1180336</p>	<p><b>BOARDWALK A FRAMING PLAN</b></p> <p><b>BIG CREEK GREENWAY EXTENSION</b></p>	<p>SHEET IDENTIFICATION NUMBER <b>S202</b></p>
MARK	DESCRIPTION	DATE	APPR.																																							
0	RELEASED FOR BID	04/08/19																																								
1	ADDENDUM 1	04/24/19																																								
2	BOARDWALK FOUNDATION REVISIONS	07/18/19																																								
3	STRUCTURAL FOUNDATION REVISIONS	09/10/19																																								
DESIGNED BY:																																										
DATE:	JULY 18, 2019																																									
SOLUTION NO.:																																										
CD BY:	HJ																																									
FILE NAME:																																										
CONTRACT NO.:																																										
PLANT SCALE:	1" = 10'																																									
PLANT DATE:																																										

SHEAR

STRUCTURAL

801 MONROEDALE  
SUITE A102-481  
ATLANTA, GA 30308  
678-662-6051  
SHEARSTRUCTURAL.COM



- NOTES:
1. SEE S001 FOR STRUCTURAL GENERAL NOTES.
  2. SEE ARCH FOR ADDITIONAL INFORMATION AND DIMENSIONS.
  3. ALL STEEL AT BRIDGE TO BE GALVANIZED.
  4. INDICATES DIRECTIONAL SPAN OF 0.6C 22 GA GALV FORM DECK W/ 5' CONCRETE W/ WWF 6X6 W2.9W2.3. SEE 6/S01.

1

**BOARDWALK A FRAMING PLAN**

1" = 10'





1 BOARDWALK B FRAMING PLAN  
1"=10'

- NOTES:
- SEE S001 FOR STRUCTURAL GENERAL NOTES.
  - SEE ARCH FOR ADDITIONAL INFORMATION AND DIMENSIONS.
  - ALL STEEL AT BRIDGE TO BE GALVANIZED.
  - W/ WWF 6X6 W2.9W2.3. SEE 6/S501.

**SHEAR**  
STRUCTURAL  
801 MONROEVILLE  
ATLANTA, GA 30308  
404.525.8888  
SHEARSTRUCTURAL.COM

**BIG CREEK GREENWAY**  
**EXTENSION**  
BOARDWALK B FRAMING PLAN

SHEET  
IDENTIFICATION  
NUMBER  
**S203**

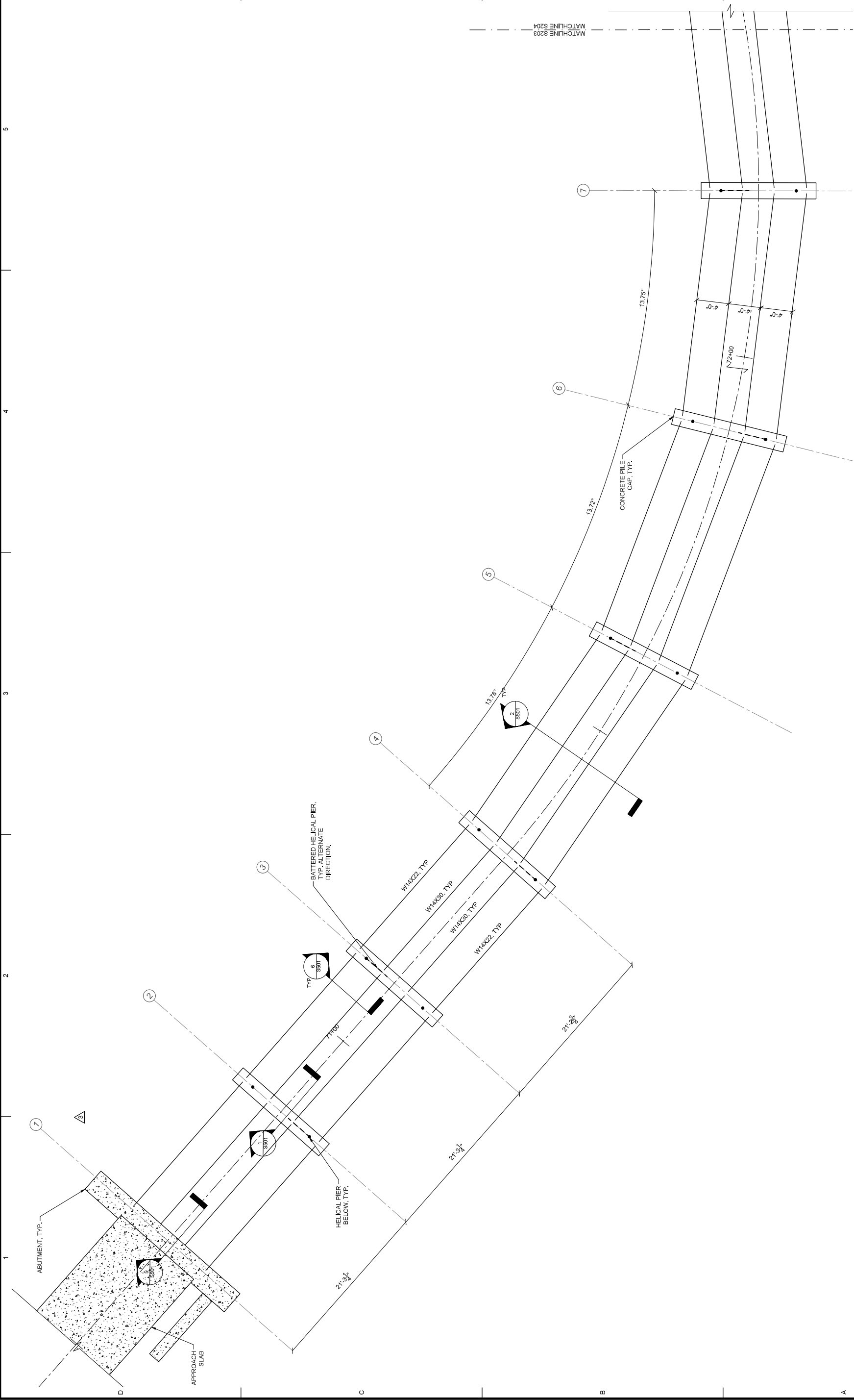
**POND**  
CITY OF ALPHARETTA  
DEPARTMENT OF PUBLIC WORKS  
1790 HEMBREE ROAD  
ALPHARETTA, GA 30009  
300 Parkway Lane  
Pondhouse Center, GA  
Phone: 678.338.7140  
Fax: 678.338.7144

DESIGNED BY:	DATE:	JULY 18, 2019
DMN BY:	CHK BY:	PH
CC:		
FILE NAME:		
CONTRACT NO.:		
SOLICITATION NO.:		
CONTRACT NO.:		
FILE NUMBER:		
PLLOT SCALE:		
SIZE:	ZZ X 34"	
PLLOT DATE:		

MARK	DESCRIPTION	DATE	APPR.
0	RELEASED FOR BID	04/08/19	
1	ADDENDUM 1	04/24/19	
2	BOARDWALK FOUNDATION REVISIONS	07/18/19	
3	STRUCTURAL FOUNDATION REVISIONS	09/10/19	



THE CITY OF  
**ALPHARETTA**  
GEORGIA



**BIG CREEK GREENWAY  
EXTENSION**  
BOARDWALK B FRAMING PLAN

SHEET  
IDENTIFICATION  
NUMBER  
**S204**

**POND**  
CITY OF ALPHARETTA  
DEPARTMENT OF PUBLIC WORKS  
1790 HEMBREE ROAD  
ALPHARETTA, GA 30009  
300 Parkway Lane  
Roswell, Georgia, GA  
404.582.7140  
Phone: 678.335.7144  
Fax: 678.335.7144

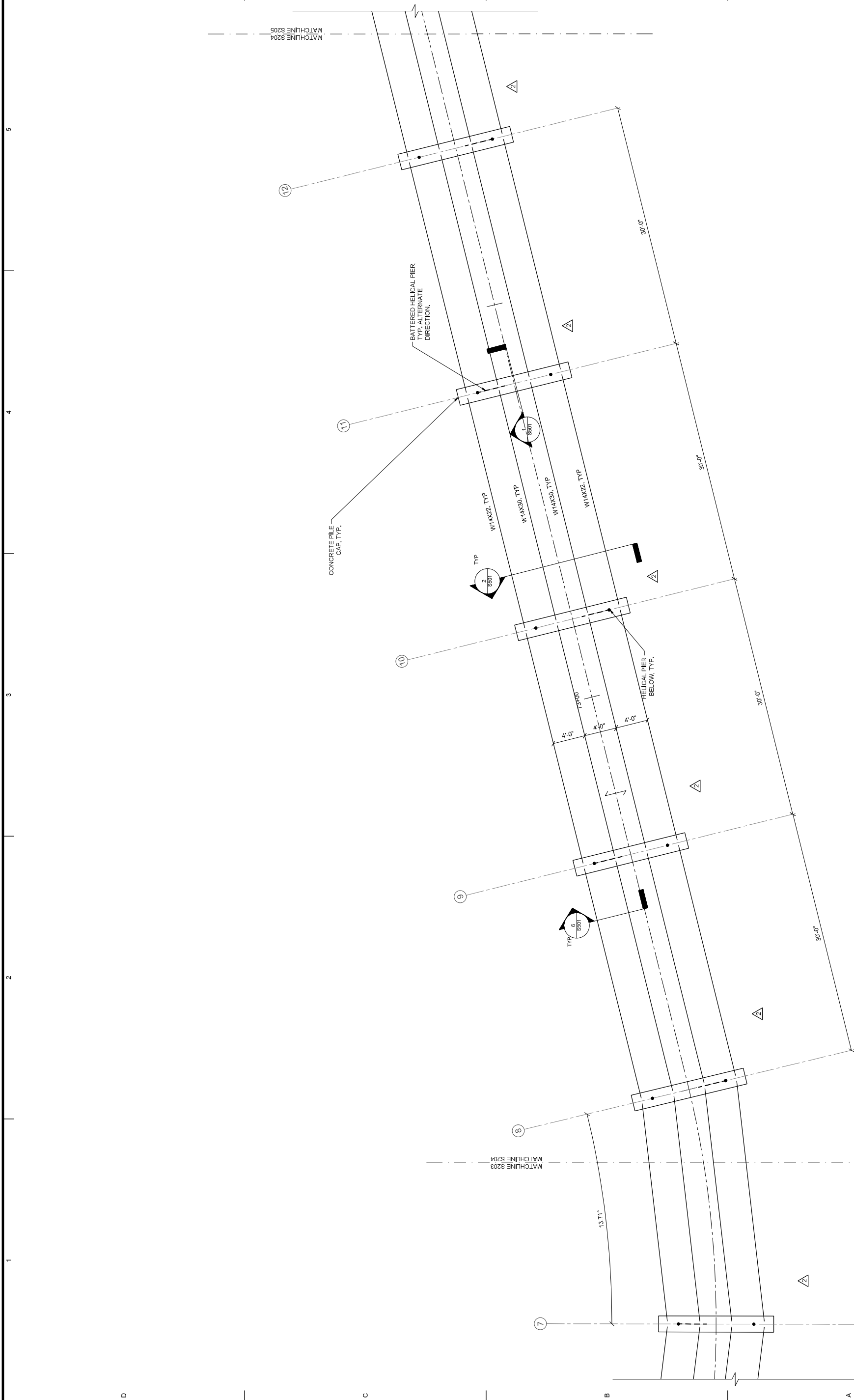
DESIGNED BY:  
DATE: JULY 18, 2019  
SOLUTION NO.:  
CONTRACT NO.:  
FILE NUMBER:  
PLOT SCALE:  
PLOT DATE:

MARK	DESCRIPTION	DATE	APPR.
0	RELEASED FOR BID	04/08/19	
1	ADDENDUM 1	04/24/19	
2	BOARDWALK FOUNDATION REVISIONS	07/18/19	
3	STRUCTURAL FOUNDATION REVISIONS	09/10/19	



THE CITY OF  
**ALPHARETTA**  
GEORGIA

**Shear**  
STRUCTURAL  
801 MONROEDALE  
ATLANTA, GA 30308  
678.662.6051  
SHEARSTRUCTURAL.COM



- NOTES:
- SEE S001 FOR STRUCTURAL GENERAL NOTES.
  - SEE ARCH FOR ADDITIONAL INFORMATION AND DIMENSIONS.
  - ALL STEEL AT BRIDGE TO BE GALVANIZED.
  - W/ WWF 6X6 W2L9W2.3. SEE 6/5501.

**1 BOARDWALK B FRAMING PLAN**  
S204 1"=7'0"







1 BOARDWALK B FRAMING PLAN  
S205 1"=10'

- NOTES:
- SEE S001 FOR STRUCTURAL GENERAL NOTES.
  - SEE ARCH FOR ADDITIONAL INFORMATION AND DIMENSIONS.
  - ALL STEEL AT BRIDGE TO BE GALVANIZED.
  - W/ WWF 6X6 W2.9W2.3. SEE 6/S501.

**SHPEAR**  
STRUCTURAL  
801 MONROEVILLE  
ATLANTA, GA 30308  
404.525.8811  
678.667.6051  
SHEARSTRUCTURAL.COM

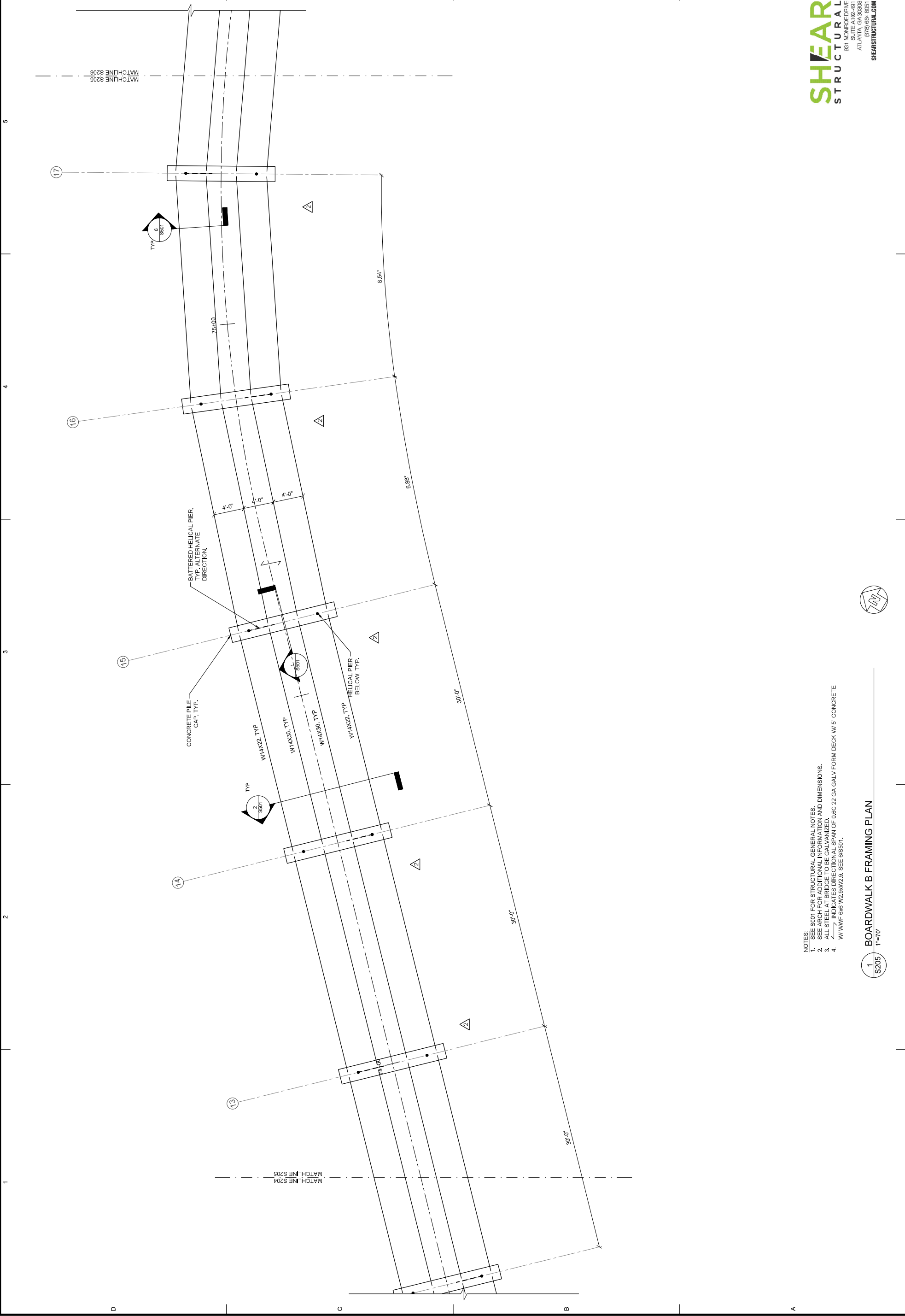
**BIG CREEK GREENWAY**  
**EXTENSION**  
BOARDWALK B FRAMING PLAN

SHEET  
IDENTIFICATION  
NUMBER  
**S205**

**POND**  
DEPARTMENT OF PUBLIC WORKS  
1790 HEMBREE ROAD  
ALPHARETTA, GA 30009  
300 Parkway Lane  
Roswell, Georgia, GA  
2092, SUITE 500  
Phone: 678.338.7740  
Fax: 678.338.7744

DESIGNED BY:	DATE:	JULY 18, 2019
DWN BY:	CHK BY:	HJ
FILE NAME:	CONTRACT NO.:	
FILE NUMBER:	SOLUTION NO.:	
PLT SCALE:	PLT DATE:	
SIZE:	ZZ X 34"	

MARK	DESCRIPTION	DATE	APPR.
0	RELEASED FOR BID	04/08/19	
1	ADDENDUM 1	04/24/19	
2	BOARDWALK FOUNDATION REVISIONS	07/18/19	
3	STRUCTURAL FOUNDATION REVISIONS	09/10/19	



MATCHLINE S205

MATCHLINE S204



1 BOARDWALK B FRAMING PLAN  
1"=10'

- NOTES:
- SEE S001 FOR STRUCTURAL GENERAL NOTES.
  - SEE ARCH FOR ADDITIONAL INFORMATION AND DIMENSIONS.
  - ALL STEEL AT BRIDGE TO BE GALVANIZED.
  - W/ WWF 6X6 W2.9W2.3. SEE 6/S501.

**SHEAR**  
STRUCTURAL

801 MONROEVILLE  
ATLANTA, GA 30308  
678-667-6051  
SHEARSTRUCTURAL.COM

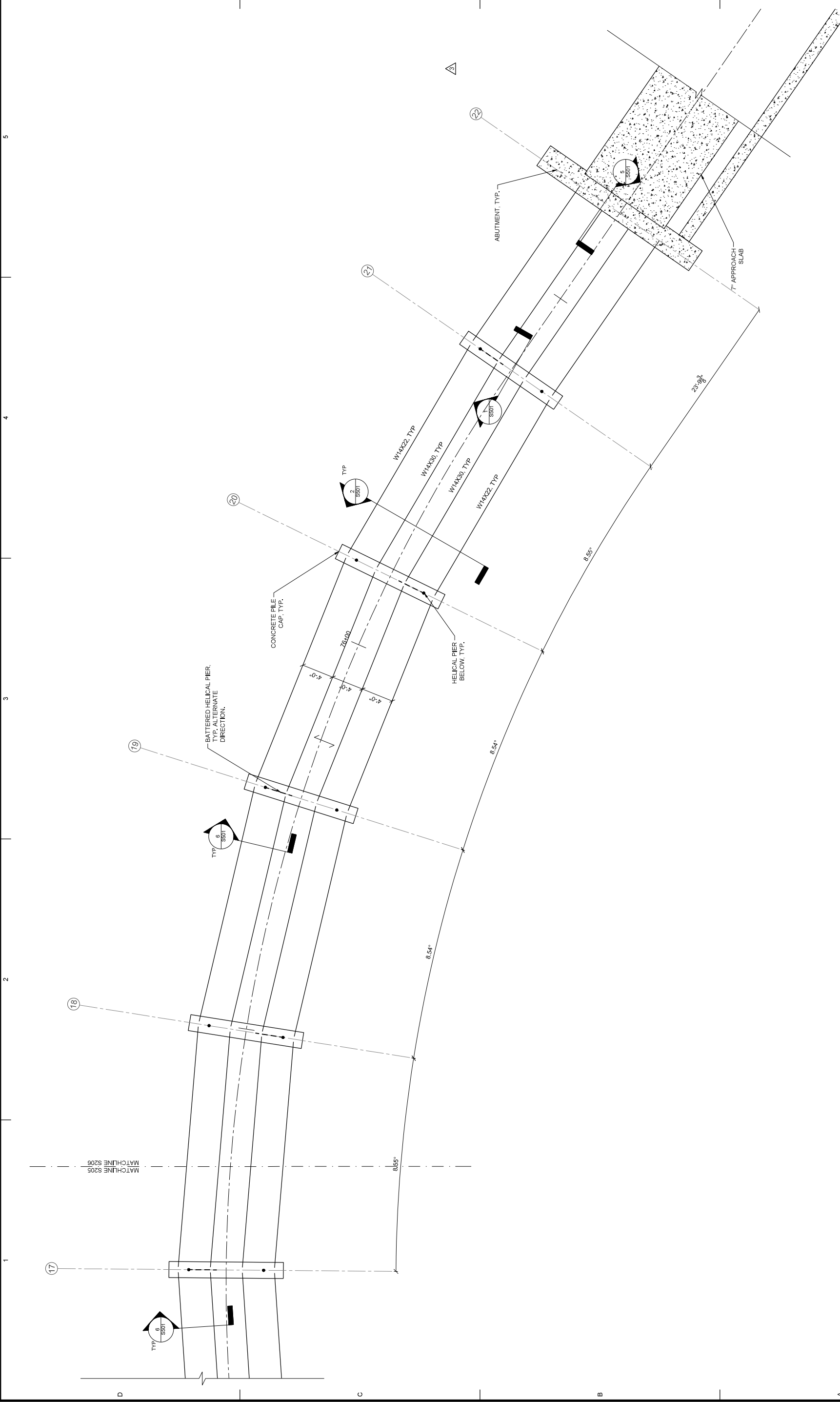
**BIG CREEK GREENWAY**  
**EXTENSION**  
BOARDWALK B FRAMING PLAN

SHEET  
IDENTIFICATION  
NUMBER  
**S206**


**POND**  
CITY OF ALPHARETTA  
DEPARTMENT OF PUBLIC WORKS  
1790 HEMBREE ROAD  
ALPHARETTA, GA 30009  
300 Parkway Lane  
Roswell, Georgia, GA  
404-582-5000  
Phone: 678.338.7140  
Fax: 678.338.7144

DESIGNED BY:	DATE:	JULY 18, 2019
CHKD BY:	CD BY:	HJ
FILE NUMBER:	CONTRACT NO.:	
PLAT SCALE:	PLAT DATE:	

MARK	DESCRIPTION	DATE	APPR.
0	RELEASED FOR BID	04/08/19	
1	ADDENDUM 1	04/24/19	
2	BOARDWALK FOUNDATION REVISIONS	07/18/19	
3	STRUCTURAL FOUNDATION REVISIONS	09/10/19	



MATCHLINE S205



MARK	DESCRIPTION	DATE	APPR.
0	RELEASED FOR BID	04/08/19	
1	ADDENDUM 1	04/24/19	
2	BOARDWALK FOUNDATION REVISIONS	07/18/19	
3	STRUCTURAL FOUNDATION REVISIONS	09/10/19	

DESIGNED BY:	DATE:	JULY 18, 2019
DRAWN BY:	CHKD BY:	HJ
CC:	SUBMITTED BY:	
FILE NAME:	CONTRACT NO.:	
FILE NUMBER:	SUBMITTAL NO.:	
SIZE:	PLLOT SCALE:	1" = 34'
ZZ X 34'	PLLOT DATE:	

**POND**  
 3500 Parkway Lane  
 Peachtree Corners, GA  
 30092, SUITE 500  
 Phone: 678.338.7140  
 Fax: 678.338.7144

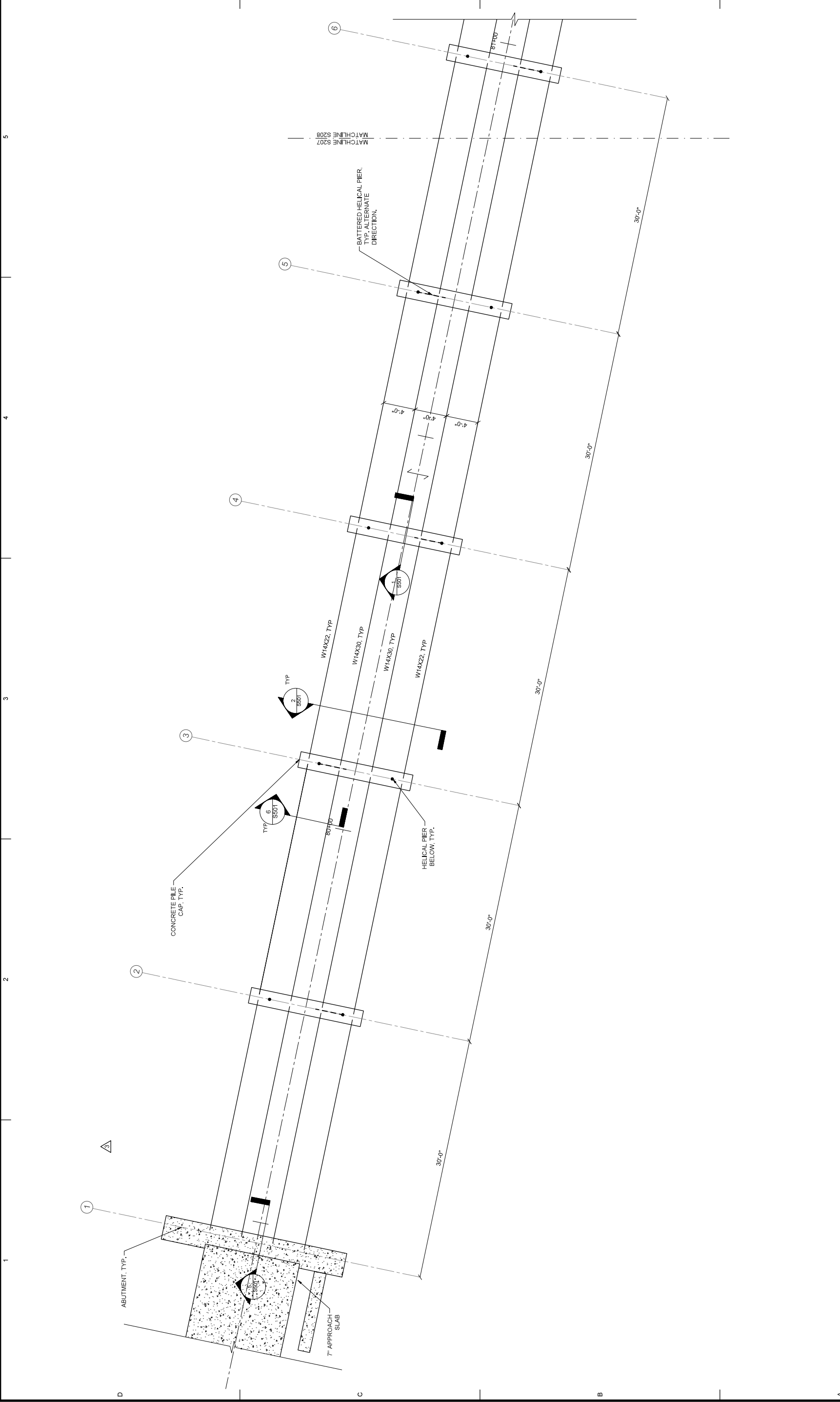
**CITY OF ALPHARETTA**  
 DEPARTMENT OF PUBLIC WORKS  
 1790 HEMBREE ROAD  
 ALPHARETTA, GA 30009

POND PROJECT No. 1180336

**BIG CREEK GREENWAY**  
**BOARDWALK C FRAMING PLAN**

**S207**  
 SHEET IDENTIFICATION NUMBER

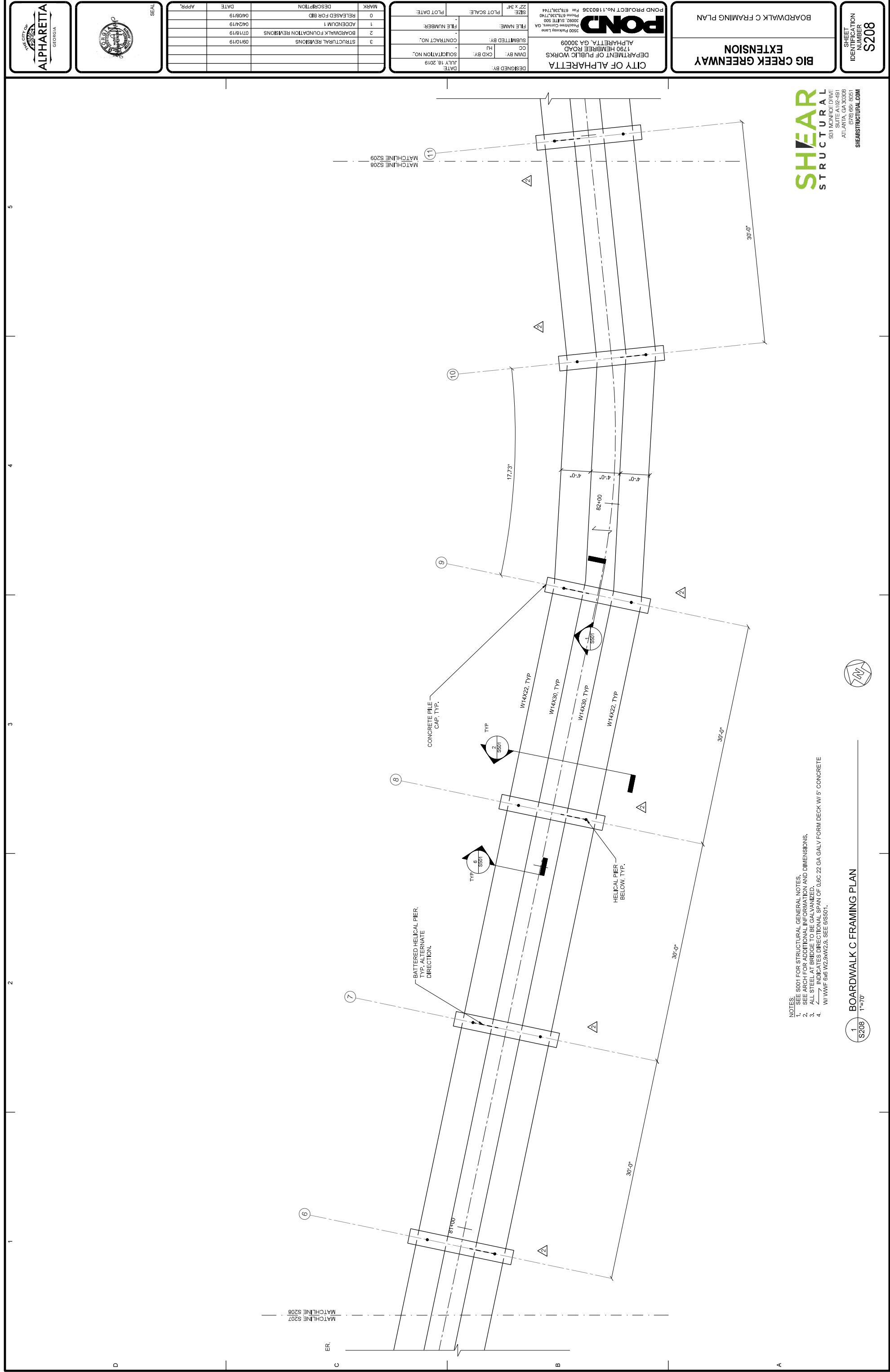
**SHS**  
**STRUCTURAL**  
 881 MONROEDALE  
 SUITE A102-481  
 ATLANTA, GA 30308  
 678.662.6051  
 SHEARSTRUCTURAL.COM



- NOTES:
- SEE S001 FOR STRUCTURAL GENERAL NOTES.
  - SEE ARCH FOR ADDITIONAL INFORMATION AND DIMENSIONS.
  - ALL STEEL AT BRIDGE TO BE GALVANIZED.
  - W/ WWF 6X6 W2L9W2.3. SEE 6IS501.

**1**  
**S207**  
**1"=70'**  
**BOARDWALK C FRAMING PLAN**





- NOTES:
- SEE S001 FOR STRUCTURAL GENERAL NOTES.
  - SEE ARCH FOR ADDITIONAL INFORMATION AND DIMENSIONS.
  - ALL STEEL AT BRIDGE TO BE GALVANIZED.
  - W1 WWF 6x6 W2.9W2.3. SEE 6'S001.

1 BOARDWALK C FRAMING PLAN  
S208 1"=7'0"



**SHHEAR**  
STRUCTURAL  
801 MONROEVILLE  
ATLANTA, GA 30308  
678-667-6051  
SHEARSTRUCTURAL.COM

**BIG CREEK GREENWAY**  
**EXTENSION**  
BOARDWALK C FRAMING PLAN

SHEET  
IDENTIFICATION  
NUMBER  
**S208**

**POND**  
DEPARTMENT OF PUBLIC WORKS  
1790 HEMBREE ROAD  
ALPHARETTA, GA 30009  
300 Parkway Lane  
Roswell, Georgia, GA  
30092, SUITE 500  
Phone: 678.338.7140  
Fax: 678.338.7144

DESIGNED BY:	DATE:	JULY 18, 2019
DWN BY:	CHKD BY:	HJ
SUBMITTED BY:	FILE NUMBER:	
CONTRACT NO.:	CONTRACT NO.:	
PLAT SCALE:	PLAT DATE:	
SIZE:	ZZ X 34"	

MARK	DESCRIPTION	DATE	APPR.
0	RELEASED FOR BD	04/08/19	
1	ADDENDUM 1	04/24/19	
2	BOARDWALK FOUNDATION REVISIONS	07/18/19	
3	STRUCTURAL REVISIONS	09/10/19	



THE CITY OF  
**ALPHARETTA**  
GEORGIA





1 BOARDWALK C FRAMING PLAN  
S209 1"=70'

- NOTES:
- SEE S001 FOR STRUCTURAL GENERAL NOTES.
  - SEE ARCH FOR ADDITIONAL INFORMATION AND DIMENSIONS.
  - ALL STEEL AT BRIDGE TO BE GALVANIZED.
  - W/ WWF 6X6 W2.9W2.3. SEE 6/S501.

**SHEAR**  
STRUCTURAL

801 MONROEVILLE  
SUITE A102-481  
ATLANTA, GA 30308  
678-662-6051  
SHEARSTRUCTURAL.COM

**BIG CREEK GREENWAY**  
**BOARDWALK C FRAMING PLAN**

609  
SHEET  
IDENTIFICATION  
NUMBER

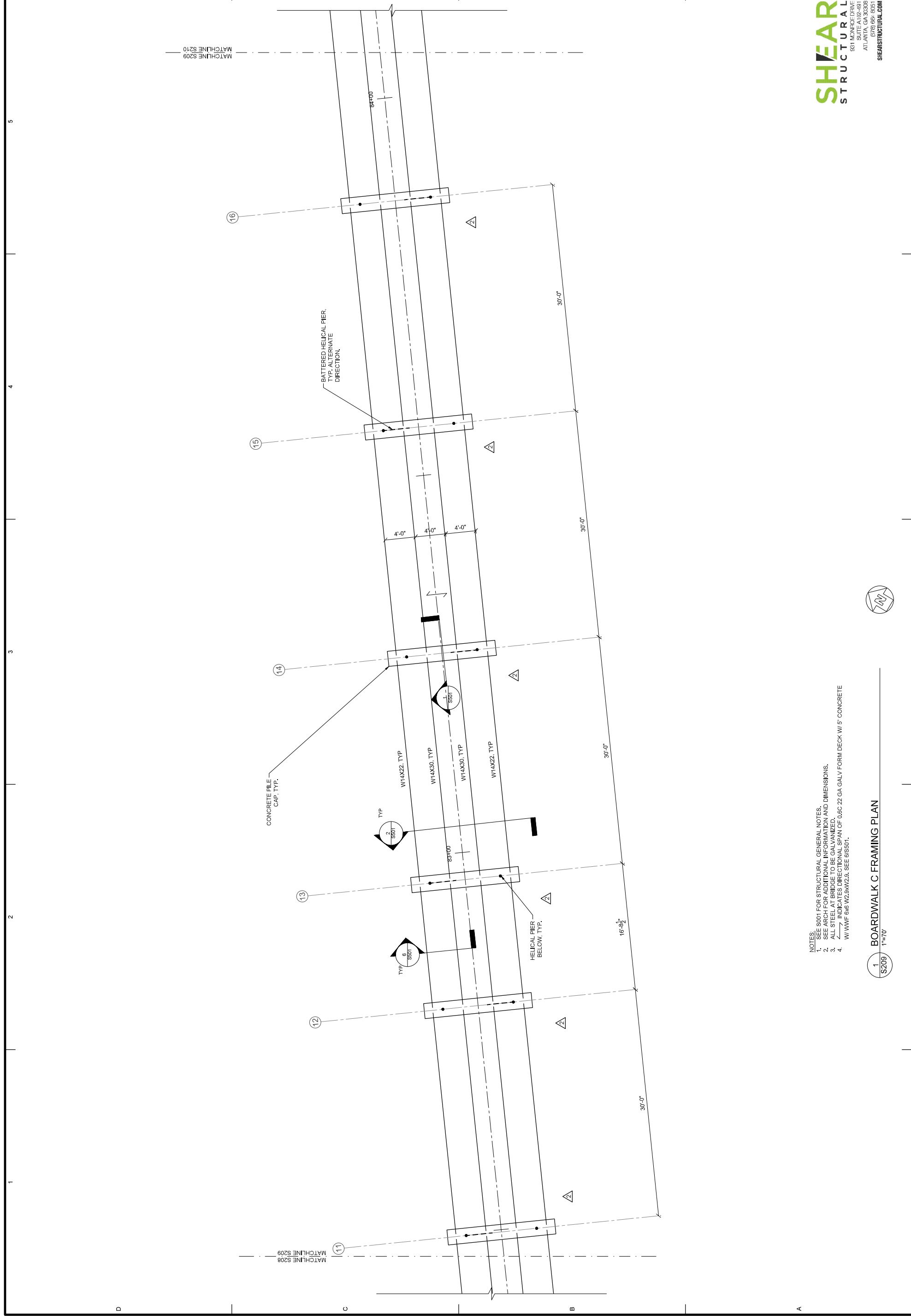
**POND**  
CITY OF ALPHARETTA  
DEPARTMENT OF PUBLIC WORKS  
1790 HEMBREE ROAD  
ALPHARETTA, GA 30009  
300 Parkway Lane  
Roswell, Georgia, GA  
30092, SUITE 500  
Phone: 678.338.7140  
Fax: 678.338.7144

DESIGNED BY:	DATE:	JULY 18, 2019
DMN BY:	CKD BY:	HJ
FILE NAME:	FILE NUMBER:	
SUBMITTED BY:	CONTRACT NO.:	
SIZE:	PLOT SCALE:	1/4" = 1'-0"
ZZ X 34"	PLOT DATE:	

MARK	DESCRIPTION	DATE	APPR.
0	RELEASED FOR BD	04/08/19	
1	ADDENDUM 1	04/24/19	
2	BOARDWALK FOUNDATION REVISIONS	07/18/19	
3	STRUCTURAL FOUNDATION REVISIONS	09/10/19	



THE CITY OF  
**ALPHARETTA**  
GEORGIA





1 BOARDWALK C FRAMING PLAN  
S210 1"=70'

- NOTES:
1. SEE S001 FOR STRUCTURAL GENERAL NOTES.
  2. SEE ARCH FOR ADDITIONAL INFORMATION AND DIMENSIONS.
  3. ALL STEEL AT BRIDGE TO BE GALVANIZED.
  4. W/ WWF 6X6 W2.9W2.3. SEE 6IS501.

**SH****EAR**  
**S****T****R****U****C****T****U****R****A****L**  
801 MONROEVILLE  
ATLANTA, GA 30308  
678.667.6051  
SHEARSTRUCTURAL.COM

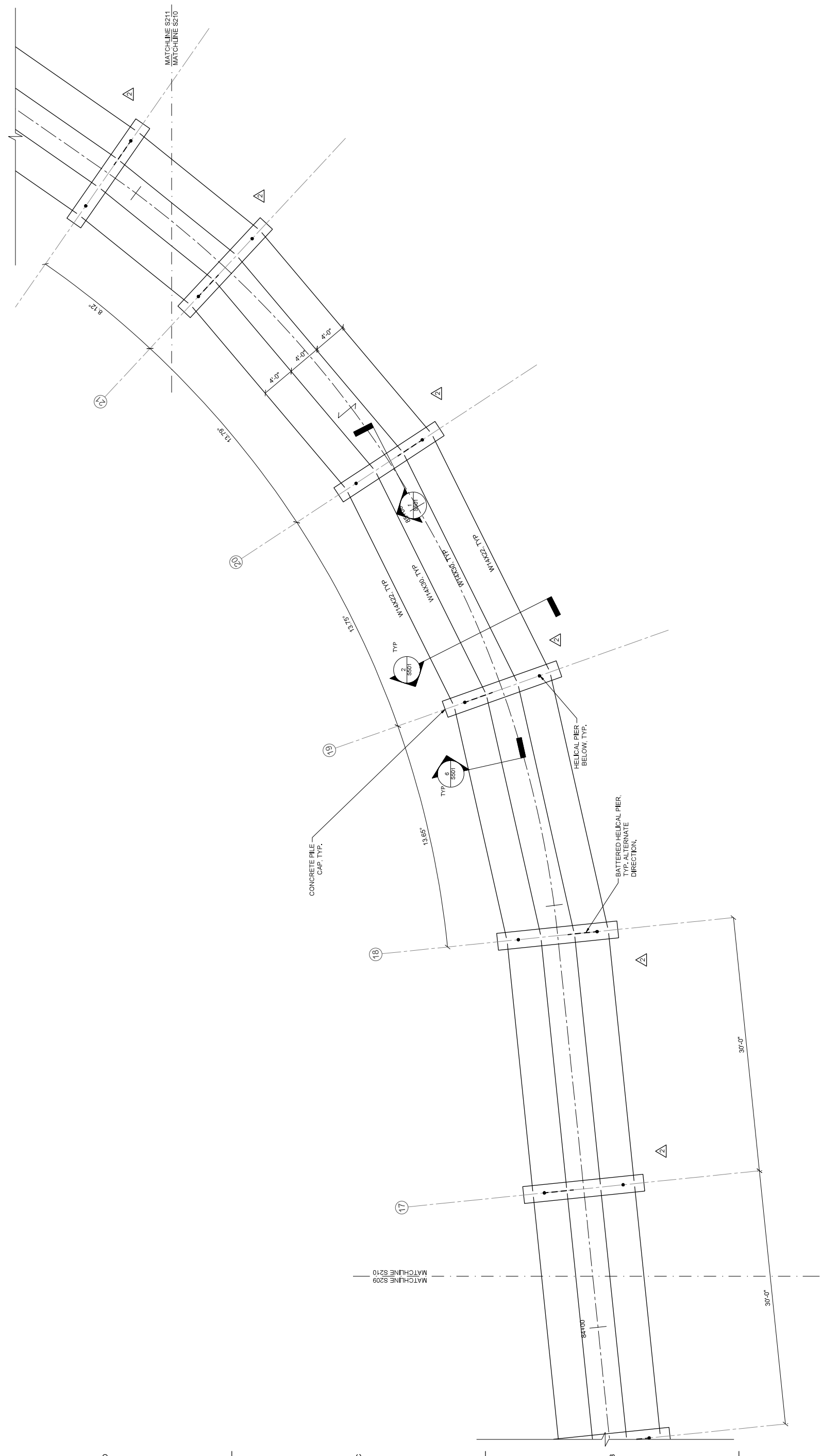
**BIG CREEK GREENWAY**  
**EXTENSION**  
BOARDWALK C FRAMING PLAN

SHEET  
IDENTIFICATION  
NUMBER  
**S210**

**POND**  
CITY OF ALPHARETTA  
DEPARTMENT OF PUBLIC WORKS  
1790 HEMBREE ROAD  
ALPHARETTA, GA 30009  
300 Parkway Lane  
Roswell, Georgia, GA  
30092, SUITE 500  
Phone: 678.338.7740  
Fax: 678.338.7744

DESIGNED BY:	DATE:
DWN BY:	SOLUTION NO.:
CHK BY:	CONTRACT NO.:
FILE NAME:	FILE NUMBER:
SUBMITTED BY:	PLLOT DATE:
SIZE:	PLLOT SCALE:
ZZ X 34"	

MARK	DESCRIPTION	DATE	APPR.
0	RELEASED FOR BID	04/08/19	
1	ADDENDUM 1	04/24/19	
2	BOARDWALK FOUNDATION REVISIONS	07/18/19	
3	STRUCTURAL REVISIONS	09/10/19	





1 BOARDWALK C FRAMING PLAN  
S211 1"=10'

- NOTES:
1. SEE S001 FOR STRUCTURAL GENERAL NOTES.
  2. SEE ARCH FOR ADDITIONAL INFORMATION AND DIMENSIONS.
  3. ALL STEEL AT BRIDGE TO BE GALVANIZED.
  4. W/ WWF 6X6 W2L9W2.3. SEE 6/S001.

**SHSHEAR**  
STRUCTURAL  
801 MONROE DRIVE  
SUITE A102-481  
ATLANTA, GA 30308  
678-667-6051  
SHEARSTRUCTURAL.COM

**BIG CREEK GREENWAY**  
**EXTENSION**  
BOARDWALK C FRAMING PLAN

SHEET  
IDENTIFICATION  
NUMBER  
**S211**

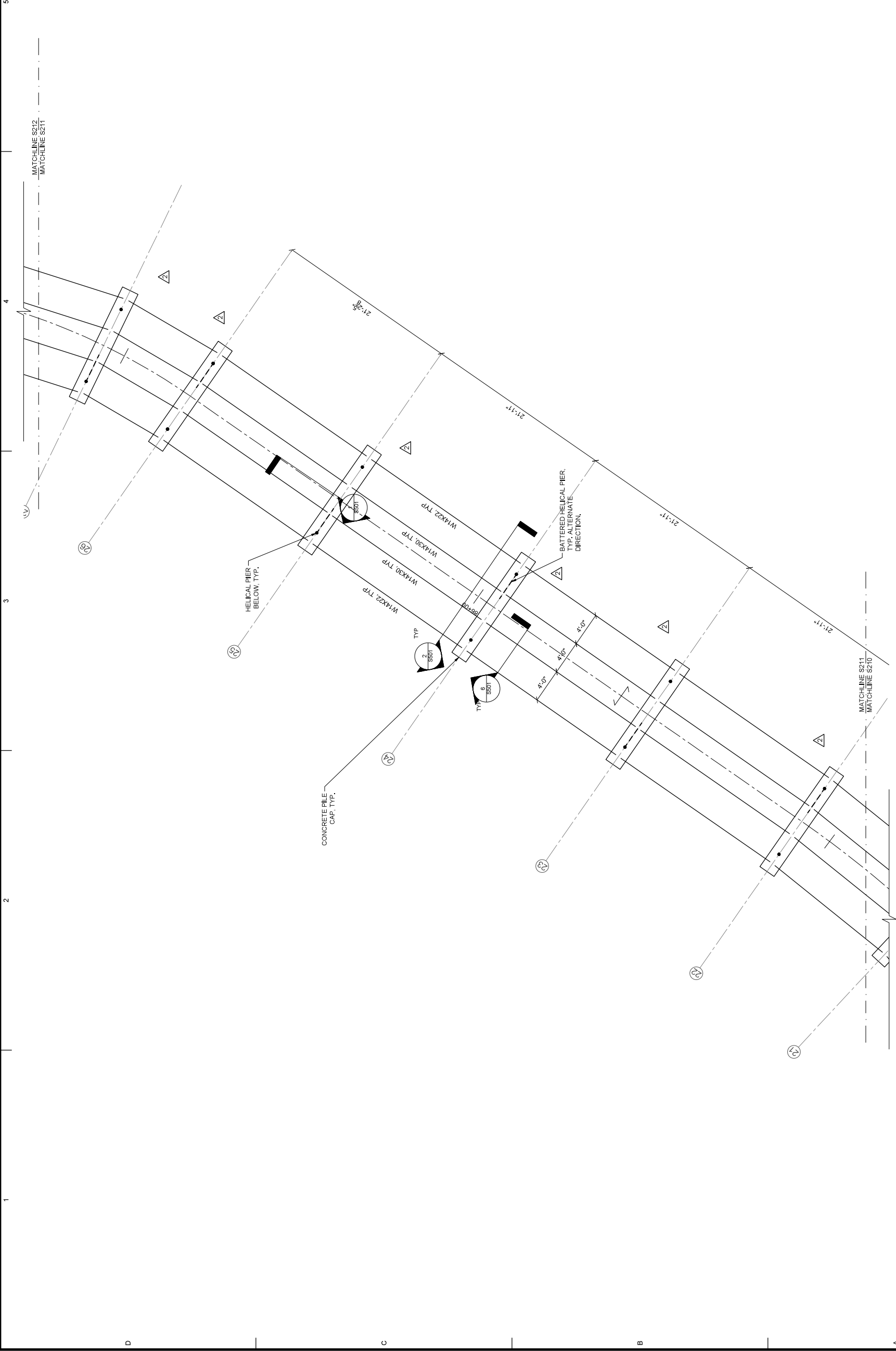
**POND**  
CITY OF ALPHARETTA  
DEPARTMENT OF PUBLIC WORKS  
1790 HEMBREE ROAD  
ALPHARETTA, GA 30009  
3500 Parkway Lane  
Roswell, Georgia, GA  
30082, SUITE 500  
Phone: 678.338.7140  
Fax: 678.338.7144

DESIGNED BY:	DATE:
DMN BY:	JULY 18, 2019
CC:	SOLUTION NO.:
FILE NAME:	CONTRACT NO.:
FILE NUMBER:	PLAT DATE:
SIZE:	PLAT SCALE:
ZZ X 34"	

MARK	DESCRIPTION	DATE	APPR.
0	RELEASED FOR BID	04/08/19	
1	ADDENDUM 1	04/24/19	
2	BOARDWALK FOUNDATION REVISIONS	07/18/19	
3	STRUCTURAL REVISIONS	09/10/19	



THE CITY OF  
**ALPHARETTA**  
GEORGIA



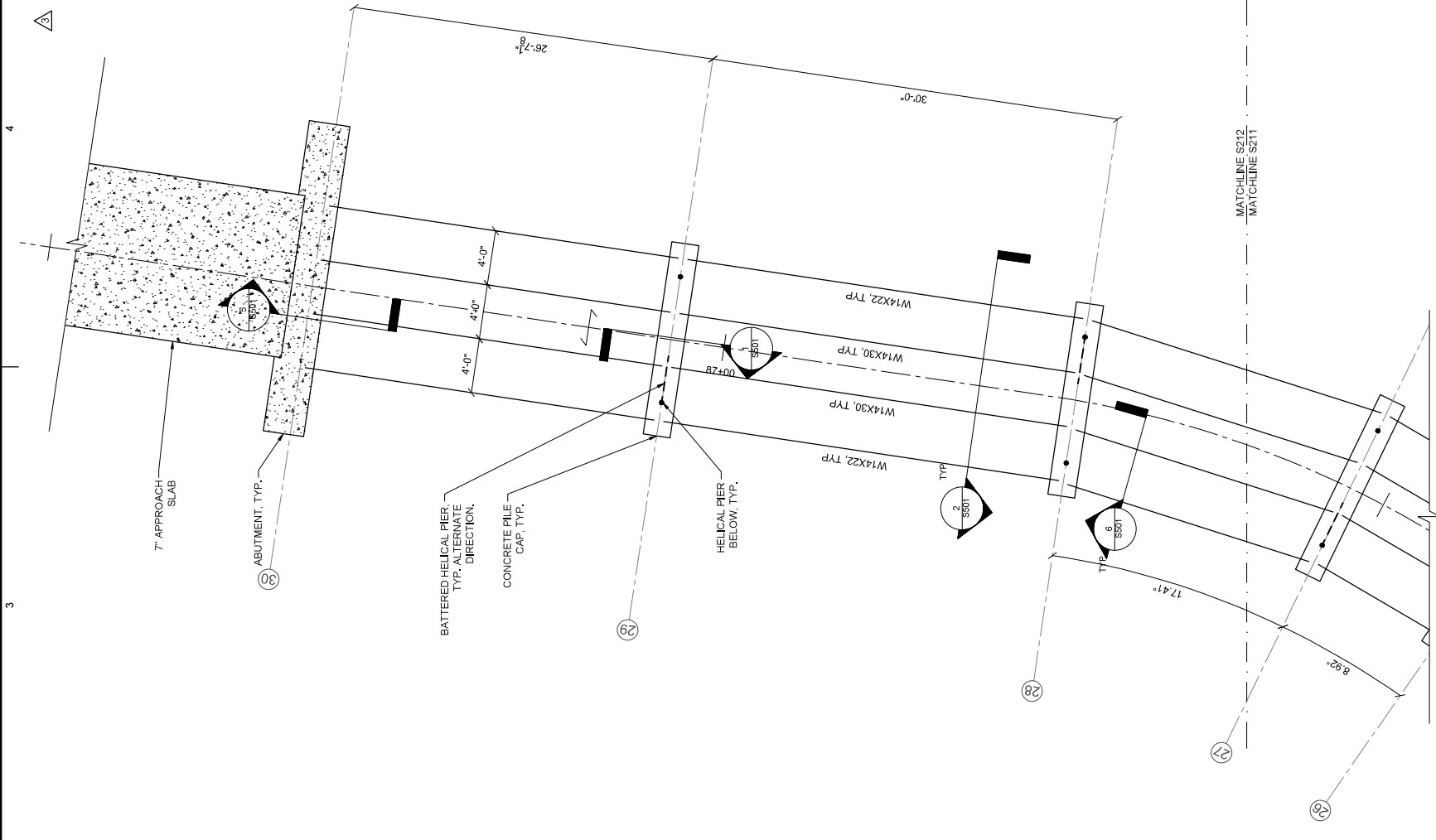
MATCHLINE S212  
MATCHLINE S211

MATCHLINE S211  
MATCHLINE S210



1 BOARDWALK C FRAMING PLAN  
S212 1"=10'

- NOTES:
1. SEE S001 FOR STRUCTURAL GENERAL NOTES.
  2. SEE ARCH FOR ADDITIONAL INFORMATION AND DIMENSIONS.
  3. ALL STEEL AT BRIDGE TO BE GALVANIZED.
  4. W/ WWF 6X6 W2.9W2.3. SEE 6/S501.



**SHSHEAR**  
STRUCTURAL  
801 MONROEVILLE  
ATLANTA, GA 30308  
678-667-6051  
SHEARSTRUCTURAL.COM

**BIG CREEK GREENWAY**  
**EXTENSION**  
BOARDWALK C FRAMING PLAN

SHEET  
IDENTIFICATION  
NUMBER  
**S212**

**POND**  
CITY OF ALPHARETTA  
DEPARTMENT OF PUBLIC WORKS  
1790 HEMBREE ROAD  
ALPHARETTA, GA 30009  
3500 Parkway Lane  
Roswell, Georgia, GA  
20992, SUITE 500  
Phone: 678.338.7140  
Fax: 678.338.7144

DESIGNED BY:	DATE:
DMN BY:	JULY 18, 2019
CHK BY:	
CC:	
FILE NAME:	
CONTRACT NO.:	
SUBMITTED BY:	
CONTRACT NO.:	
FILE NUMBER:	
PLLOT SCALE:	
SIZE:	
ZZ X 34"	

MARK	DESCRIPTION	DATE	APPR.
0	RELEASED FOR BID	04/08/19	
1	ADDENDUM 1	04/24/19	
2	BOARDWALK FOUNDATION REVISIONS	07/18/19	
3	STRUCTURAL REVISIONS	09/10/19	



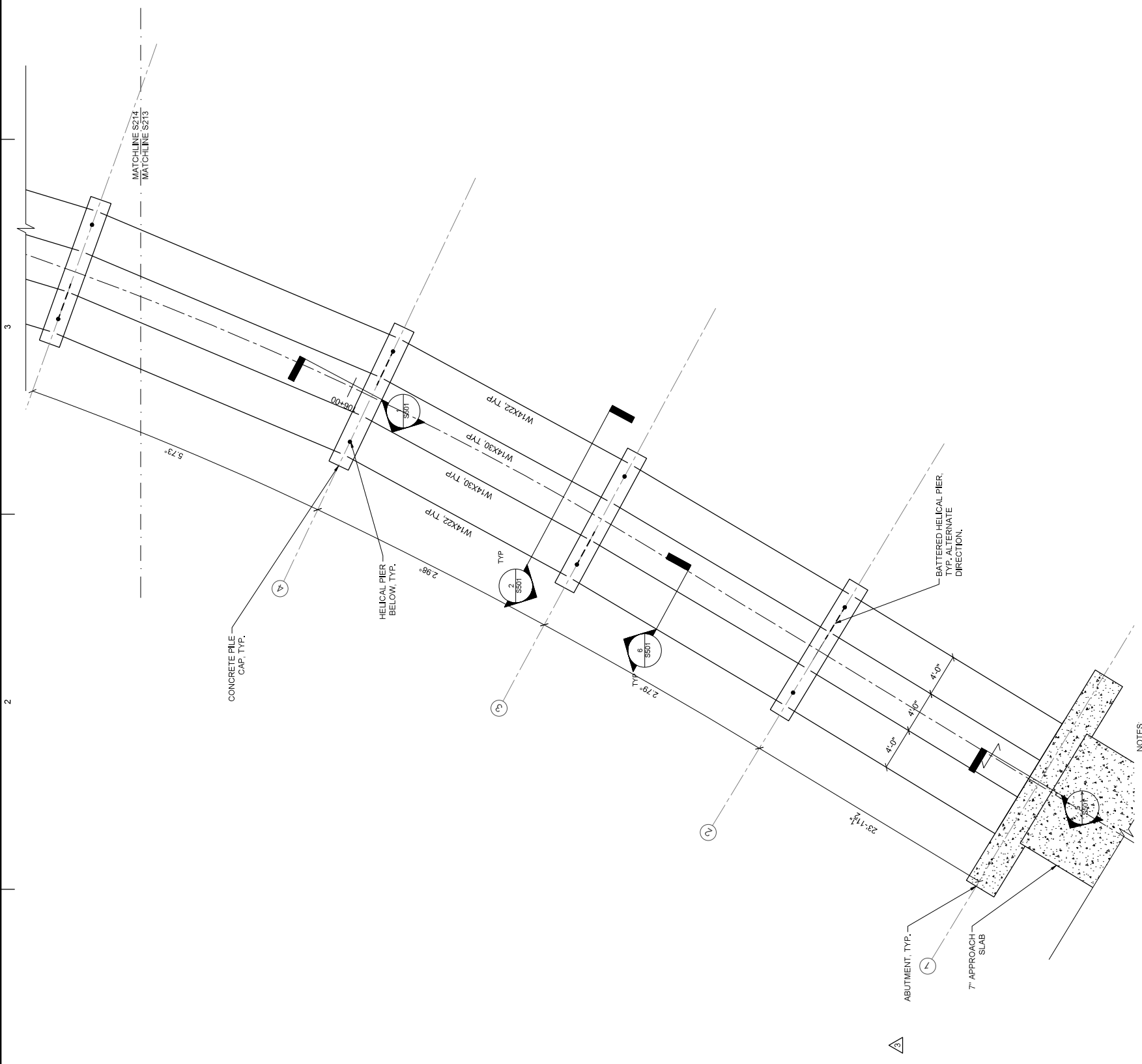
THE CITY OF  
**ALPHARETTA**  
GEORGIA





1 BOARDWALK D FRAMING PLAN  
1"=70'

- NOTES:
1. SEE S001 FOR STRUCTURAL GENERAL NOTES.
  2. SEE ARCH FOR ADDITIONAL INFORMATION AND DIMENSIONS.
  3. ALL STEEL AT BRIDGE TO BE GALVANIZED.
  4. INDICATES DIRECTIONAL SPAN OF 0.6C 22 GA GALV FORM DECK W/ 5" CONCRETE W/ WWF 6x6 W2.9W2.3.3. SEE 6IS501.



**SHS**  
**STRUCTURAL**

801 MONROE DRIVE  
SUITE A102-481  
ATLANTA, GA 30308  
678-667-6051  
SHEARSTRUCTURAL.COM

**BIG CREEK GREENWAY**  
**EXTENSION**  
BOARDWALK D FRAMING PLAN

SHEET  
IDENTIFICATION  
NUMBER  
**S213**

**POND**  
CITY OF ALPHARETTA  
DEPARTMENT OF PUBLIC WORKS  
1790 HEMBREE ROAD  
ALPHARETTA, GA 30009  
300 Parkway Lane  
Roswell, Georgia, GA  
30082, SUITE 500  
Phone: 678.338.7140  
Fax: 678.338.7144

DESIGNED BY:	DATE:
DRAWN BY:	CHKD BY:
CC:	FILE NAME:
CONTRACT NO.:	FILE NUMBER:
SUBMITTED BY:	PLLOT SCALE:
SIZE:	PLLOT DATE:
ZZ X 34"	

MARK	DESCRIPTION	DATE	APPR.
0	RELEASED FOR BID	04/08/19	
1	ADDENDUM 1	04/24/19	
2	BOARDWALK FOUNDATION REVISIONS	07/18/19	
3	STRUCTURAL REVISIONS	09/10/19	

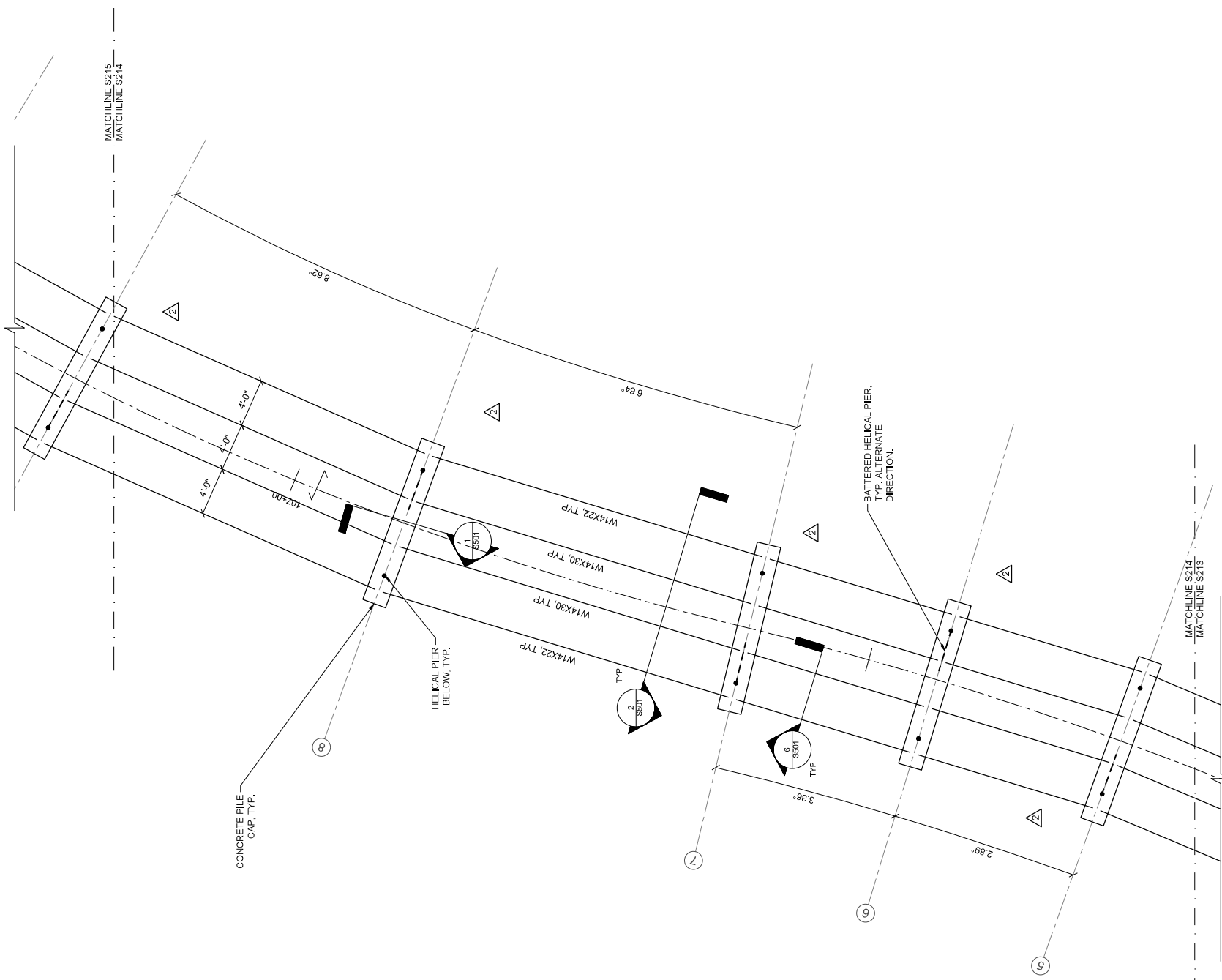


THE CITY OF  
**ALPHARETTA**  
GEORGIA



1 BOARDWALK D FRAMING PLAN  
S214 1"=70'

- NOTES:
1. SEE S001 FOR STRUCTURAL GENERAL NOTES.
  2. SEE ARCH FOR ADDITIONAL INFORMATION AND DIMENSIONS.
  3. ALL STEEL AT BRIDGE TO BE GALVANIZED.
  4. W WVF 6X6 W2.9WV2.3. SEE 6IS501.



**SHSHEAR**  
STRUCTURAL  
801 MONROEVILLE  
ATLANTA, GA 30308  
678.667.6051  
SHEARSTRUCTURAL.COM

**BIG CREEK GREENWAY**  
**EXTENSION**  
BOARDWALK D FRAMING PLAN

SHEET  
IDENTIFICATION  
NUMBER  
**S214**

**POND**  
CITY OF ALPHARETTA  
DEPARTMENT OF PUBLIC WORKS  
1790 HEMBREE ROAD  
ALPHARETTA, GA 30009  
300 Parkway Lane  
Roswell, Georgia, GA  
Phone: 678.338.7140  
Fax: 678.338.7144

DESIGNED BY:	DATE:
DWN BY:	CHKD BY:
CC:	FILE NUMBER:
CONTRACT NO.:	CONTRACT NO.:
SUBMITTED BY:	PLAT SCALE:
SIZE:	PLAT DATE:
ZZ X 34"	

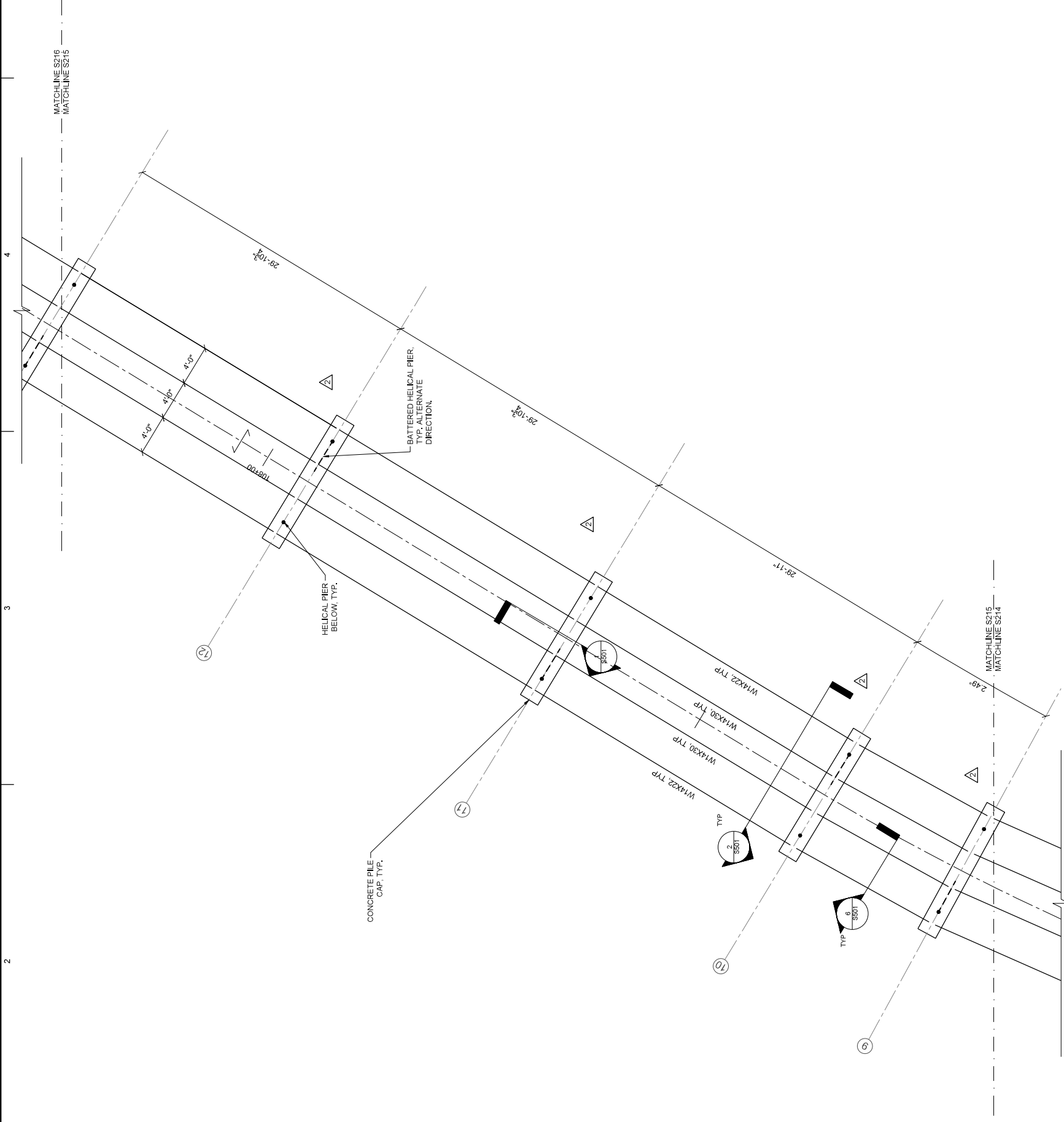
MARK	DESCRIPTION	DATE	APPR.
0	RELEASED FOR BID	04/08/19	
1	ADDENDUM 1	04/24/19	
2	BOARDWALK FOUNDATION REVISIONS	07/18/19	
3	STRUCTURAL FOUNDATION REVISIONS	09/10/19	





1 BOARDWALK D FRAMING PLAN  
1"=70'

- NOTES:
- SEE S001 FOR STRUCTURAL GENERAL NOTES.
  - SEE ARCH FOR ADDITIONAL INFORMATION AND DIMENSIONS.
  - ALL STEEL AT BRIDGE TO BE GALVANIZED.
  - W/ WWF 6X6 W2L9W2.3. SEE 6IS001.



**SHSHEAR**  
STRUCTURAL  
801 MONROE DRIVE  
SUITE A102-481  
ATLANTA, GA 30308  
678-662-6051  
SHEARSTRUCTURAL.COM

**BIG CREEK GREENWAY**  
**BOARDWALK D FRAMING PLAN**

SHEET  
IDENTIFICATION  
NUMBER  
**S215**

**POND**  
CITY OF ALPHARETTA  
DEPARTMENT OF PUBLIC WORKS  
1790 HEMBREE ROAD  
ALPHARETTA, GA 30009  
300 Parkway Lane  
Roswell, Georgia, GA  
30082, SUITE 500  
Phone: 678.338.7140  
Fax: 678.338.7144

DESIGNED BY:	DATE:
DWN BY:	CHKD BY:
CC:	PLT DATE:
FILE NAME:	FILE NUMBER:
CONTRACT NO.:	CONTRACT NO.:
SUBMITTED BY:	SOLUTION NO.:
PLT SCALE:	PLT DATE:
SIZE:	ZZ X 34"

MARK	DESCRIPTION	DATE	APPR.
0	RELEASED FOR BID	04/08/19	
1	ADDENDUM 1	04/24/19	
2	BOARDWALK FOUNDATION REVISIONS	07/18/19	
3	STRUCTURAL REVISIONS	09/10/19	

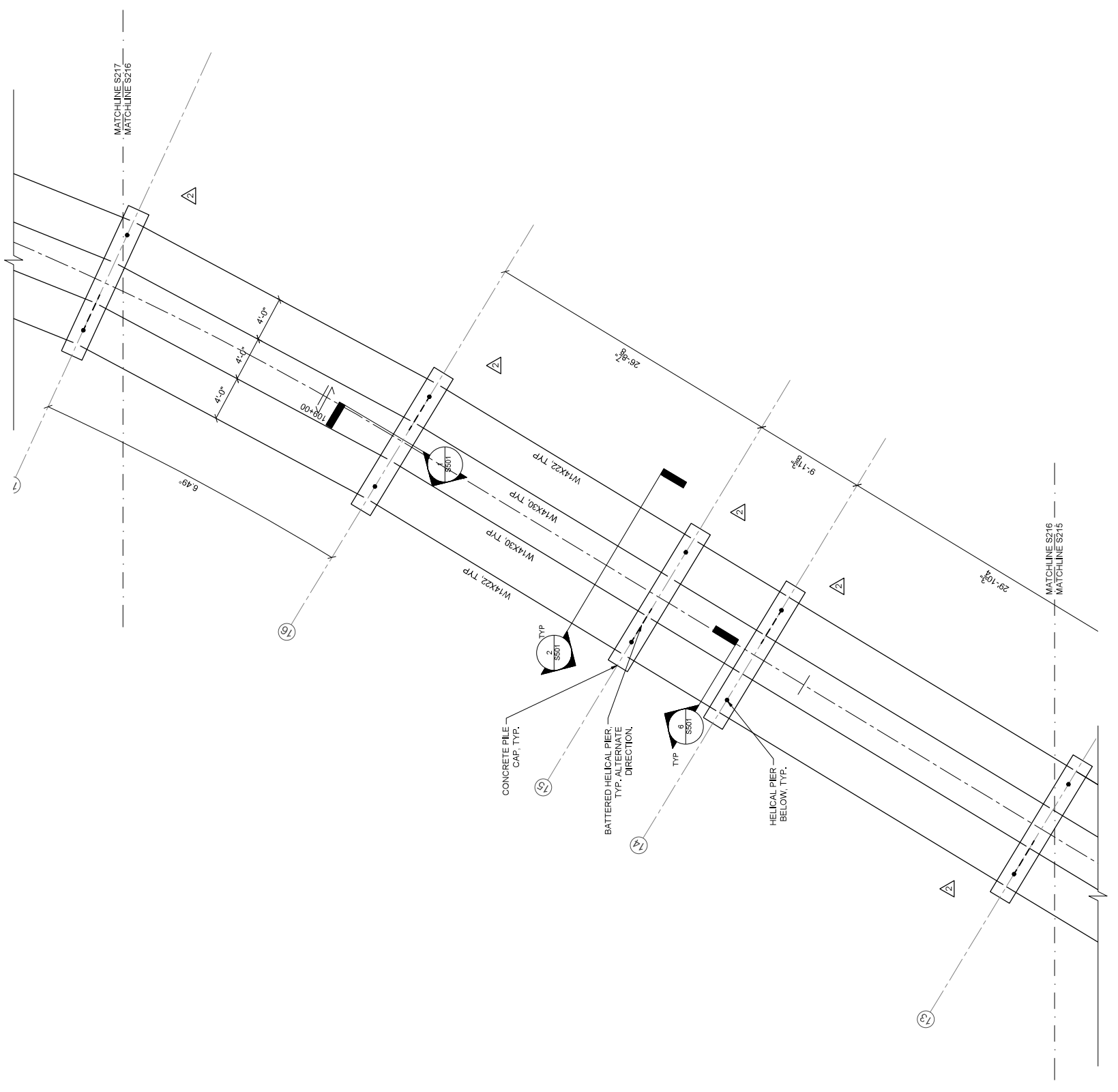


THE CITY OF  
**ALPHARETTA**  
GEORGIA



1. BOARDWALK D FRAMING PLAN  
S216 1"=10'

- NOTES:
1. SEE S001 FOR STRUCTURAL GENERAL NOTES.
  2. SEE ARCH FOR ADDITIONAL INFORMATION AND DIMENSIONS.
  3. ALL STEEL AT BRIDGE TO BE GALVANIZED.
  4. INDICATES DIRECTIONAL SPAN OF 0.6C 22 GA GALV FORM DECK W/ 5' CONCRETE W/ WWF 6x6 W2L9W2.3. SEE 6IS001.



**SHHEAR**  
S T R U C T U R A L

801 MONROE DRIVE  
SUITE A102-481  
ATLANTA, GA 30308  
678-667-6051  
SHEARSTRUCTURAL.COM

**BIG CREEK GREENWAY**  
**EXTENSION**  
BOARDWALK D FRAMING PLAN

SHEET  
IDENTIFICATION  
NUMBER  
**S216**

**POND**  
DEPARTMENT OF PUBLIC WORKS  
1790 HEMBREE ROAD  
ALPHARETTA, GA 30009  
3500 Parkway Lane  
Roswell, Georgia, GA  
20092, SUITE 500  
Phone: 678.238.7140  
Fax: 678.238.7144

DESIGNED BY:	DATE:
DMN BY: FH	1790 HEMBREE ROAD
CC:	ALPHARETTA, GA 30009
FILE NAME:	CONTRACT NO.:
PLotted SCALE:	SOLUTION NO.:
SIZE: 24" X 36"	PLotted DATE:

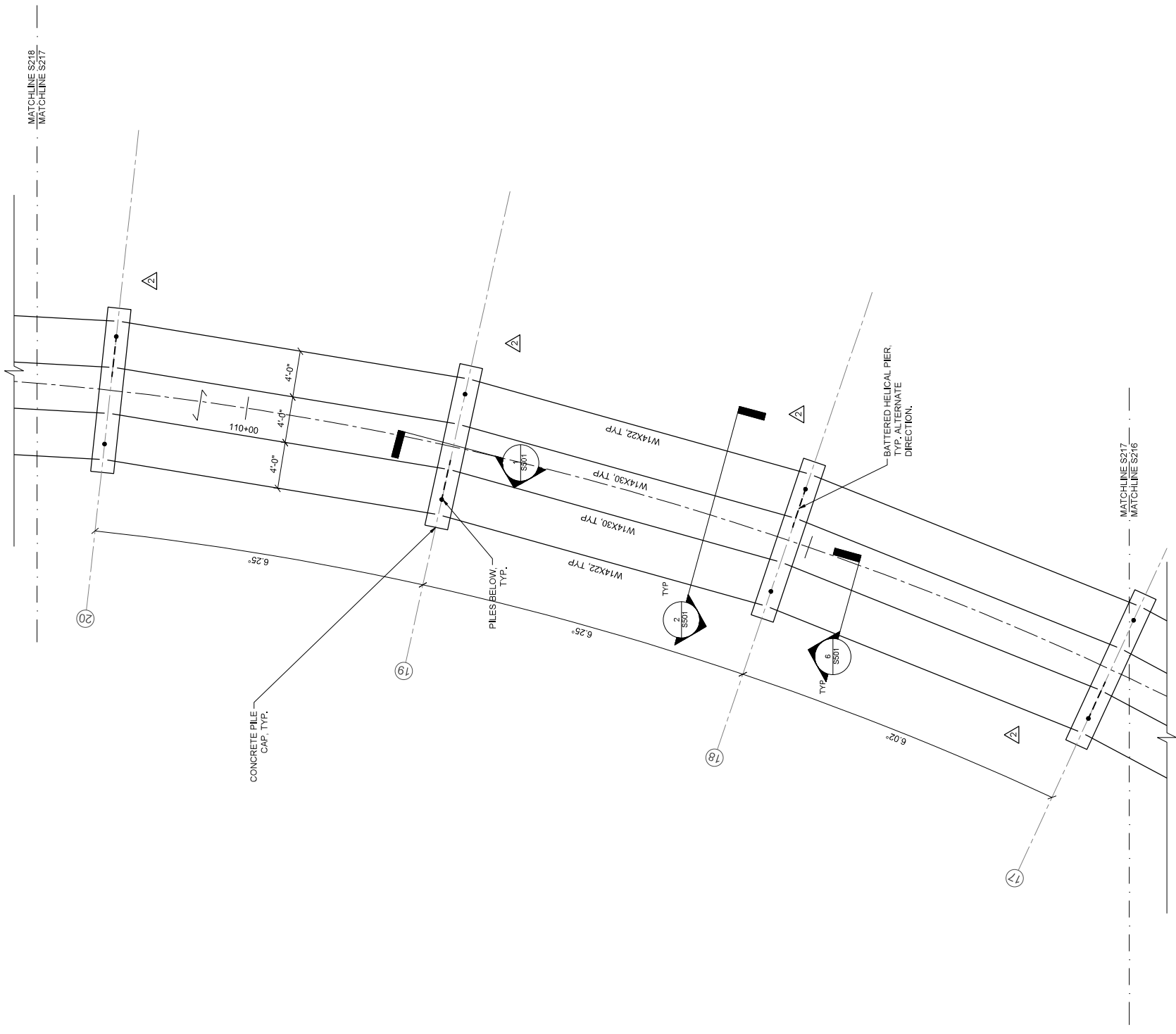
MARK	DESCRIPTION	DATE	APPR.
0	RELEASED FOR BID	04/08/19	
1	ADDENDUM 1	04/24/19	
2	BOARDWALK FOUNDATION REVISIONS	07/18/19	
3	STRUCTURAL REVISIONS	09/10/19	





1 BOARDWALK D FRAMING PLAN  
1"=70'

- NOTES:
1. SEE S001 FOR STRUCTURAL GENERAL NOTES.
  2. SEE ARCH FOR ADDITIONAL INFORMATION AND DIMENSIONS.
  3. ALL STEEL AT BRIDGE TO BE GALVANIZED.
  4. W/ WWF 6X6 W2L9W2.3. SEE 6S501.



**BIG CREEK GREENWAY  
EXTENSION**  
BOARDWALK D FRAMING PLAN

SHEET  
IDENTIFICATION  
NUMBER  
**S217**

**POND**  
CITY OF ALPHARETTA  
DEPARTMENT OF PUBLIC WORKS  
1790 HEMBREE ROAD  
ALPHARETTA, GA 30009  
3500 Parkway Lane  
Roswell, Georgia, GA  
30082, SUITE 500  
Phone: 678.338.7740  
Fax: 678.338.7744

DESIGNED BY:	
DATE:	JULY 18, 2019
SOLUTION NO.:	
CONTRACT NO.:	
FILE NUMBER:	
PLT DATE:	
PLT SCALE:	1/4" = 1'-0"
SIZE:	11 X 17

MARK	DESCRIPTION	DATE	APPR.
0	RELEASED FOR BID	04/08/19	
1	ADDENDUM 1	04/24/19	
2	BOARDWALK FOUNDATION REVISIONS	07/18/19	
3	STRUCTURAL REVISIONS	09/10/19	

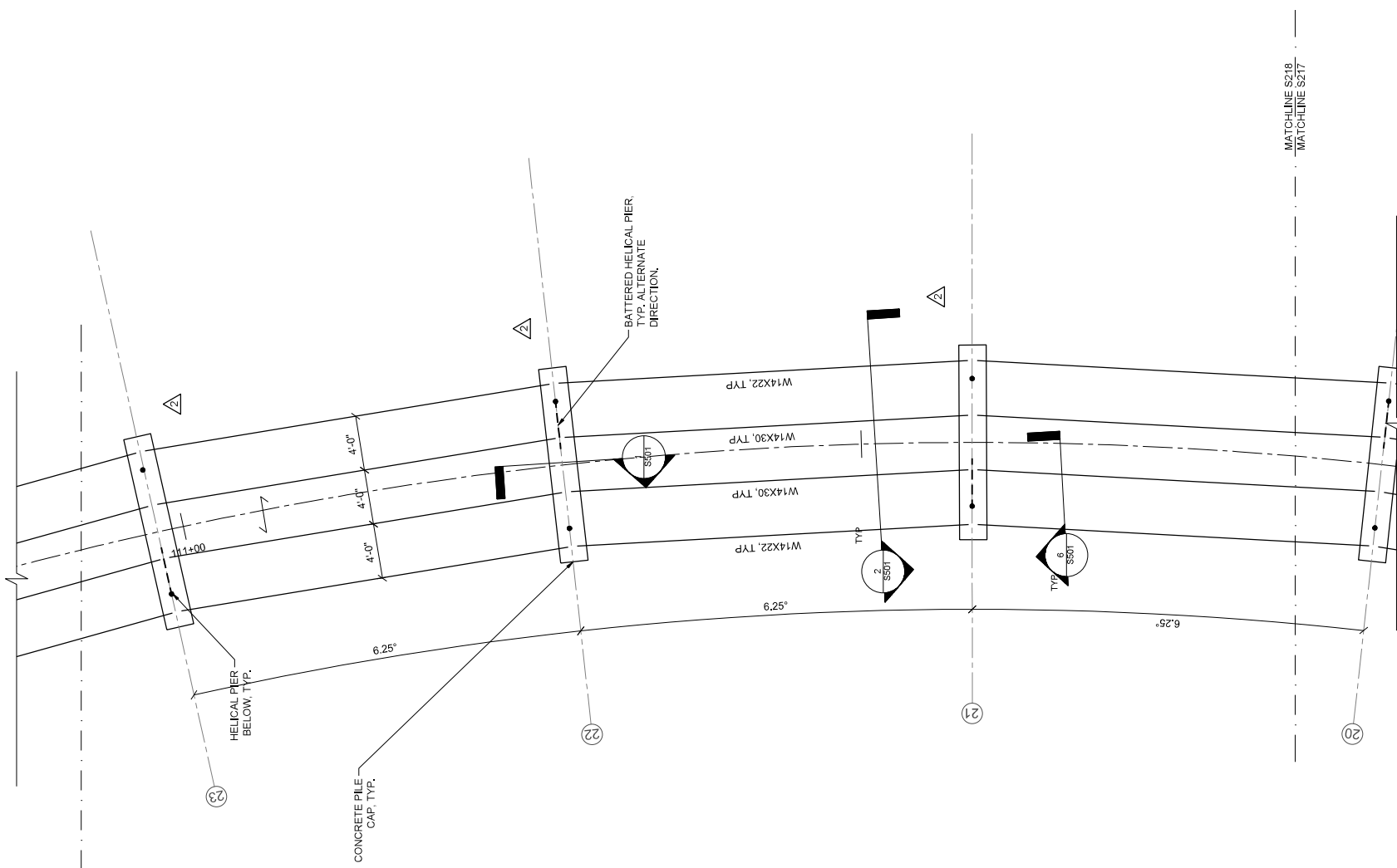






1 BOARDWALK D FRAMING PLAN  
1"=70'

- NOTES:
- SEE S001 FOR STRUCTURAL GENERAL NOTES.
  - SEE ARCH FOR ADDITIONAL INFORMATION AND DIMENSIONS.
  - ALL STEEL AT BRIDGE TO BE GALVANIZED.
  - W WVF 6X6 W2.9WV2.9. SEE 6IS001.



**BIG CREEK GREENWAY  
EXTENSION**  
BOARDWALK D FRAMING PLAN

SHEET  
IDENTIFICATION  
NUMBER  
**S218**

**POND**  
CITY OF ALPHARETTA  
DEPARTMENT OF PUBLIC WORKS  
1790 HEMBREE ROAD  
ALPHARETTA, GA 30009  
300 Parkway Lane  
Roswell, Georgia, GA  
4092, SUITE 500  
Phone: 678.338.7140  
Fax: 678.338.7144

DESIGNED BY:	DATE:
DWN BY:	CHK BY:
CC:	PLT DATE:
FILE NAME:	FILE NUMBER:
CONTRACT NO.:	SUBMITTED BY:
CONTRACT NO.:	CONTRACT NO.:
CONTRACT NO.:	CONTRACT NO.:
CONTRACT NO.:	CONTRACT NO.:

MARK	DESCRIPTION	DATE	APPR.
0	RELEASED FOR BID	04/08/19	
1	ADDENDUM 1	04/24/19	
2	BOARDWALK FOUNDATION REVISIONS	07/18/19	
3	STRUCTURAL REVISIONS	09/10/19	



5

4

3

2

1

D

C

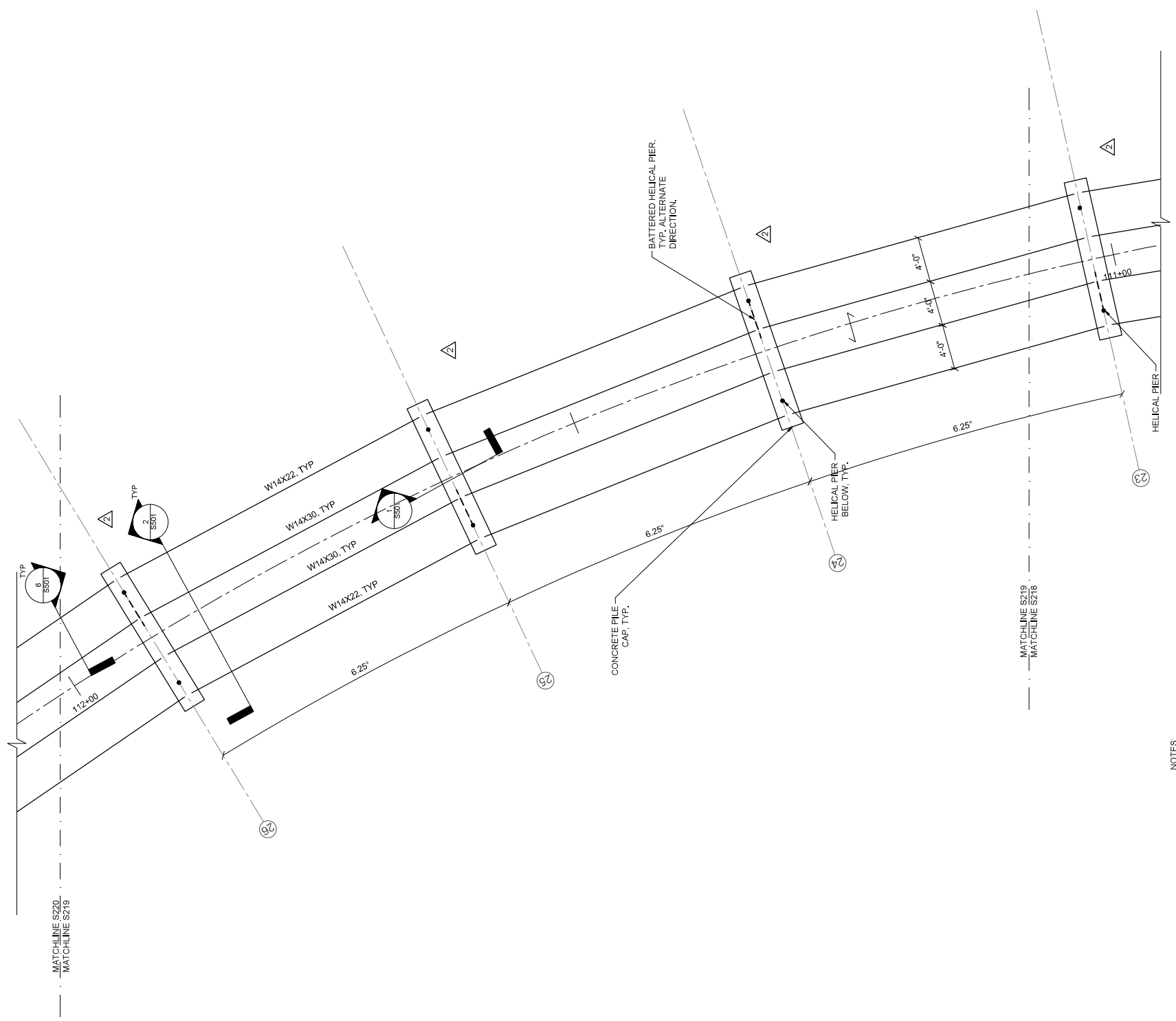
B

A



1 BOARDWALK D FRAMING PLAN  
1"=70'

- NOTES:
- SEE S001 FOR STRUCTURAL GENERAL NOTES.
  - SEE ARCH FOR ADDITIONAL INFORMATION AND DIMENSIONS.
  - ALL STEEL AT BRIDGE TO BE GALVANIZED.
  - W/ WWF 6X6 W2L9W2.3. SEE 6/5501.



**SHEAR**  
STRUCTURAL

801 MONROEVILLE  
ATLANTA, GA 30308  
678-667-6051  
SHEARSTRUCTURAL.COM

**BIG CREEK GREENWAY**  
**EXTENSION**

BOARDWALK D FRAMING PLAN

SHEET  
IDENTIFICATION  
NUMBER  
**S219**

**POND**

CITY OF ALPHARETTA  
DEPARTMENT OF PUBLIC WORKS  
1790 HEMBREE ROAD  
ALPHARETTA, GA 30009

300 Parkway Lane  
Roswell, Georgia, GA  
30092, SUITE 500  
Phone: 678.338.7140  
Fax: 678.338.7144

DESIGNED BY:	DATE:	JULY 18, 2019
DWN BY:	CKD BY:	HJ
FILE NAME:	CONTRACT NO.:	
SIZE:	PLAT SCALE:	ZZ X 34"
PLAT DATE:	FILE NUMBER:	

MARK	DESCRIPTION	DATE	APPR.
0	RELEASED FOR BID	04/08/19	
1	ADDENDUM 1	04/24/19	
2	BOARDWALK FOUNDATION REVISIONS	07/18/19	
3	STRUCTURAL REVISIONS	09/10/19	



THE CITY OF  
**ALPHARETTA**  
GEORGIA



1 BOARDWALK D FRAMING PLAN  
S220 1"=70'

- NOTES:  
 1. SEE S001 FOR STRUCTURAL GENERAL NOTES.  
 2. SEE ARCH FOR ADDITIONAL INFORMATION AND DIMENSIONS.  
 3. ALL STEEL AT BRIDGE TO BE GALVANIZED.  
 4. W/ WWF 6X6 W2L9W2.3. SEE 6/S501.

**SHEAR**  
 STRUCTURAL  
 801 MONROECORNE  
 SUITE A102-481  
 ATLANTA, GA 30308  
 678-662-6051  
 SHEARSTRUCTURAL.COM

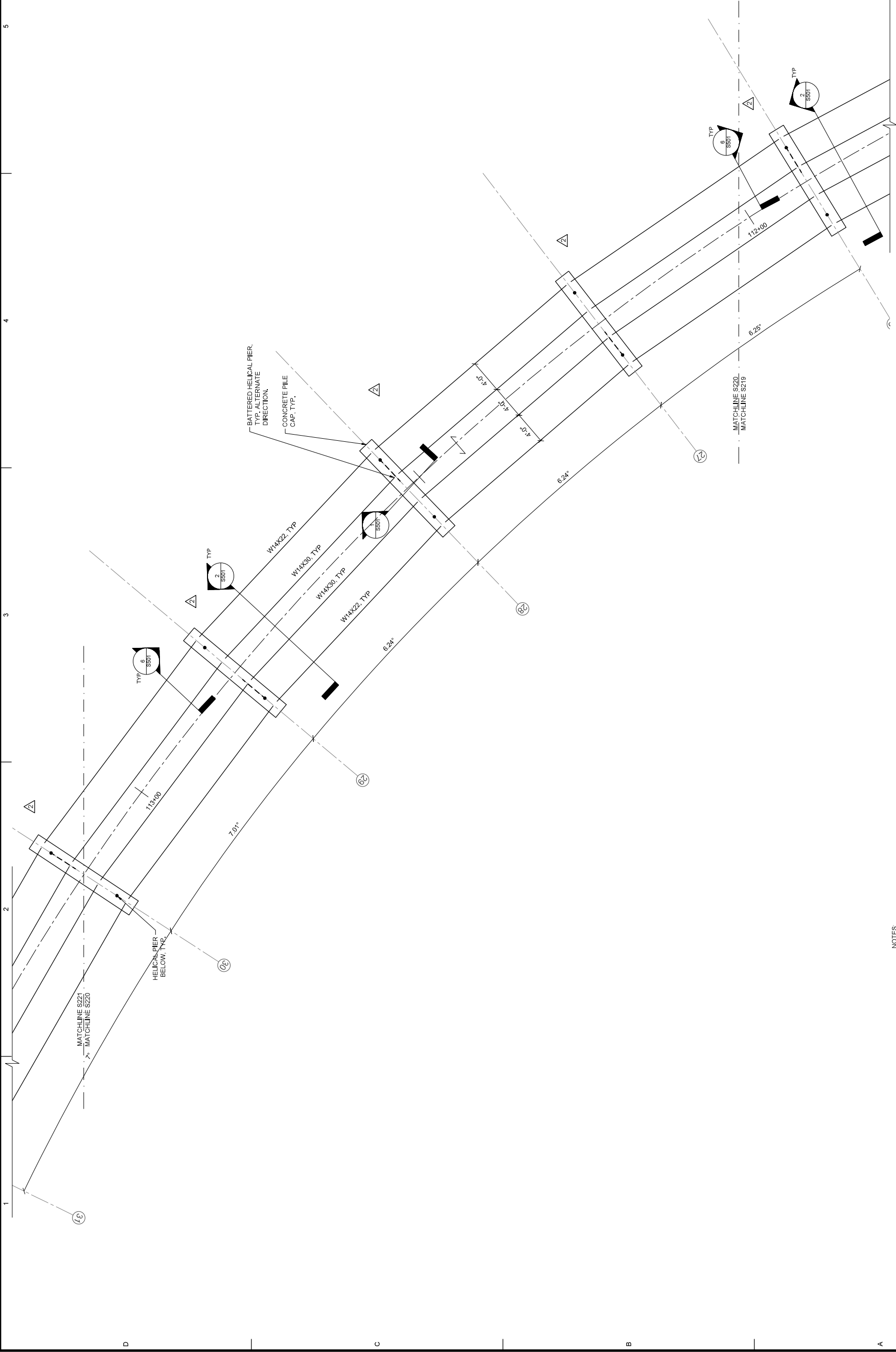

**BIG CREEK GREENWAY**  
 BOARDWALK D FRAMING PLAN

SHEET  
 IDENTIFICATION  
 NUMBER  
**S220**

**POND**  
 CITY OF ALPHARETTA  
 DEPARTMENT OF PUBLIC WORKS  
 1790 HEMBREE ROAD  
 ALPHARETTA, GA 30009  
 300 Parkway Lane  
 Roswell, Georgia, GA  
 30092, SUITE 500  
 Phone: 678.338.7140  
 Fax: 678.338.7144

DESIGNED BY:	DATE:
DWN BY:	CHKD BY:
CC:	PLT SCALE:
FILE NAME:	FILE NUMBER:
CONTRACT NO.:	CONTRACT NO.:
SUBMITTED BY:	SUBMITTED BY:
DATE:	DATE:

MARK	DESCRIPTION	DATE	APPR.
0	RELEASED FOR BRD	04/08/19	
1	ADDENDUM 1	04/24/19	
2	BOARDWALK FOUNDATION REVISIONS	07/18/19	
3	STRUCTURAL REVISIONS	09/10/19	



1 2 3 4 5

D C B A



1 BOARDWALK D FRAMING PLAN  
S221 1"=70'

- NOTES:
1. SEE S001 FOR STRUCTURAL GENERAL NOTES.
  2. SEE ARCH FOR ADDITIONAL INFORMATION AND DIMENSIONS.
  3. ALL STEEL AT BRIDGE TO BE GALVANIZED.
  4. INDICATES DIRECTIONAL SPAN OF 0.6C 22 GA GALV FORM DECK W/ 5" CONCRETE W/ WWF 6X6 W2L9W2.3. SEE 6/S001.

**SH**EAR  
**STR**UCTURAL

801 MONROEVILLE  
ATLANTA, GA 30308  
678-667-6051  
SHEARSTRUCTURAL.COM

**BIG CREEK GREENWAY  
EXTENSION**

BOARDWALK D FRAMING PLAN

SHEET  
IDENTIFICATION  
NUMBER  
**S221**

**POND**

CITY OF ALPHARETTA  
DEPARTMENT OF PUBLIC WORKS  
1790 HEMBREE ROAD  
ALPHARETTA, GA 30009

300 Parkway Lane  
Roswell, Georgia, GA  
30082, SUITE 500  
Phone: 678.338.7140  
Fax: 678.338.7144

DESIGNED BY:  
DATE: JULY 18, 2019

SOLUTION NO.:

CKD BY: FH

FILE NAME:

CONTRACT NO.:

CONTRACT NO.:

FILE NUMBER:

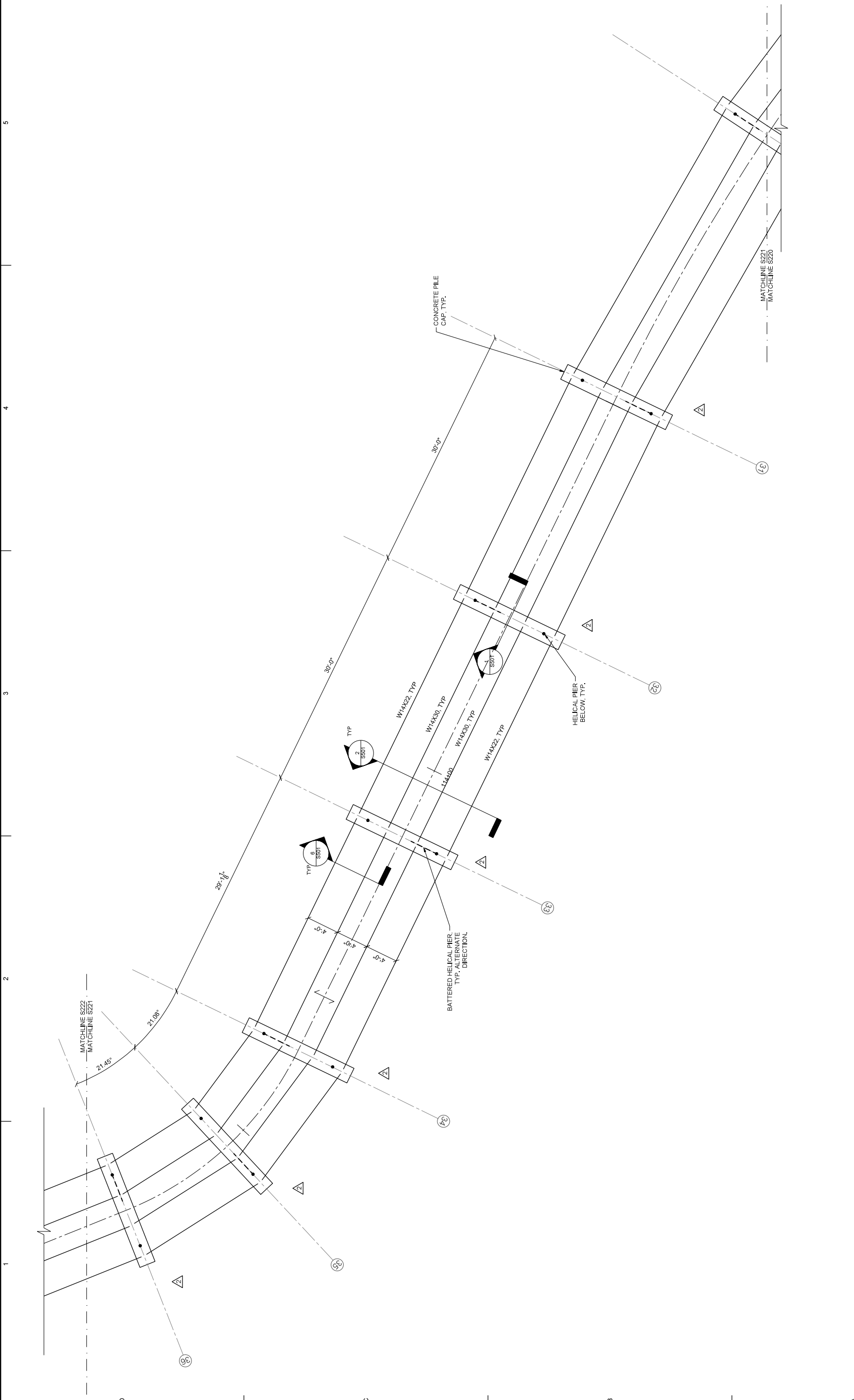
PLLOT SCALE:

SIZE: 24" X 36"

MARK	DESCRIPTION	DATE	APPR.
0	RELEASED FOR BID	04/08/19	
1	ADDENDUM 1	04/24/19	
2	BOARDWALK FOUNDATION REVISIONS	07/18/19	
3	STRUCTURAL REVISIONS	09/10/19	



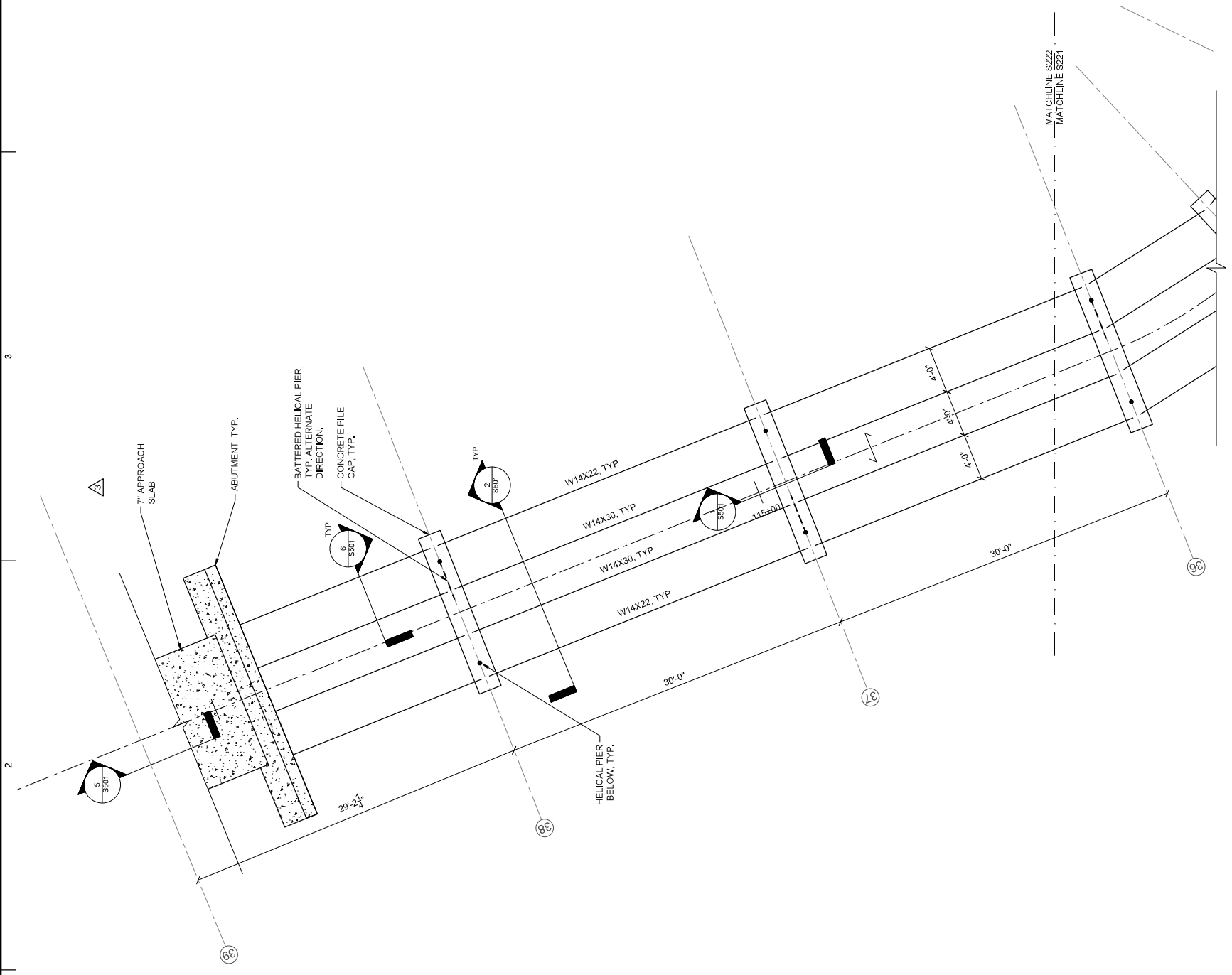
THE CITY OF  
**ALPHARETTA**  
GEORGIA





1 BOARDWALK D FRAMING PLAN  
S222 1"=10'

- NOTES:
1. SEE S001 FOR STRUCTURAL GENERAL NOTES.
  2. SEE ARCH FOR ADDITIONAL INFORMATION AND DIMENSIONS.
  3. ALL STEEL AT BRIDGE TO BE GALVANIZED.
  4.  $\overline{\overline{\quad}}$  INDICATES DIRECTIONAL SPAN OF 0.6C 22 GA GALV FORM DECK W/ 5" CONCRETE W/ WWF 6X6 W2.9W2.3. SEE 6/S01.



**SHHEAR**  
STRUCTURAL  
801 MONROE DRIVE  
SUITE 1102-481  
ATLANTA, GA 30308  
678-662-6051  
SHEARSTRUCTURAL.COM

**BIG CREEK GREENWAY**  
**EXTENSION**  
BOARDWALK D FRAMING PLAN

SHEET  
IDENTIFICATION  
NUMBER  
**S222**

**POND**  
CITY OF ALPHARETTA  
DEPARTMENT OF PUBLIC WORKS  
1790 HEMBREE ROAD  
ALPHARETTA, GA 30009  
300 Parkway Lane  
Roswell, Georgia, GA  
30092, SUITE 500  
Phone: 678.338.7140  
Fax: 678.338.7144


DESIGNED BY:	
DATE:	JULY 18, 2019
SOLUTION NO.:	
CKD BY:	HJ
FILE NAME:	
CONTRACT NO.:	
FILE NUMBER:	
PLLOT SCALE:	1" = 10'
PLLOT DATE:	

MARK	DESCRIPTION	DATE	APPR.
0	RELEASED FOR BID	04/08/19	
1	ADDENDUM 1	04/24/19	
2	BOARDWALK FOUNDATION REVISIONS	07/18/19	
3	STRUCTURAL REVISIONS	09/10/19	



THE CITY OF  
**ALPHARETTA**  
GEORGIA





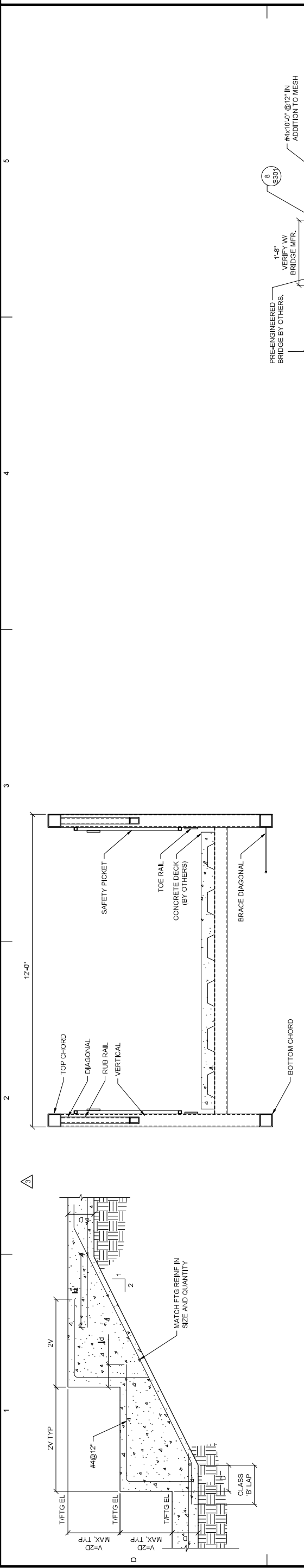
MARK	DESCRIPTION	DATE	APPR.
0	RELEASED FOR BID	04/08/19	
1	ADDENDUM 1	04/24/19	
2	BOARDWALK FOUNDATION REVISIONS	07/18/19	
3	STRUCTURAL FOUNDATION REVISIONS	09/10/19	

DATE	DESIGNED BY	SOLICITATION NO.	CONTRACT NO.	FILE NUMBER
04/18/2019	HJ			

**POND**  
 300 Parkway Lane  
 Roswell, Georgia, GA  
 30082, SUITE 500  
 (770) 585-7140  
 FAX: (770) 585-7144

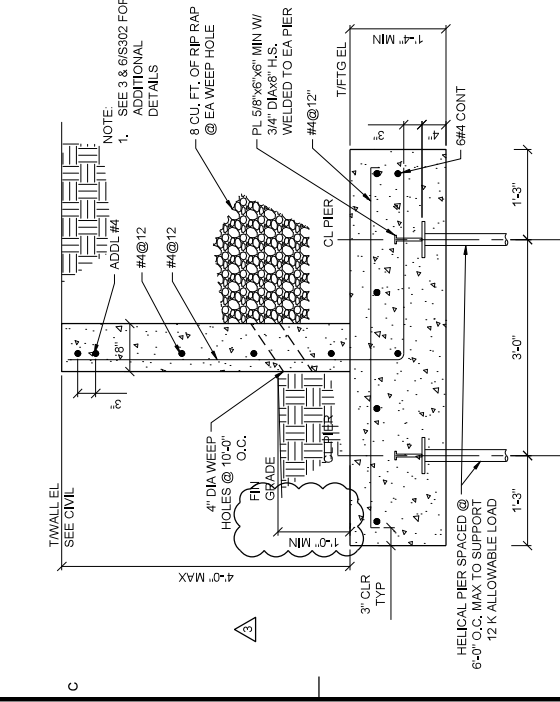
**BIG CREEK GREENWAY  
 EXTENSION  
 PRE-ENGINEERED BRIDGE  
 FOUNDATION DETAILS**

SHEET IDENTIFICATION NUMBER  
**S301**

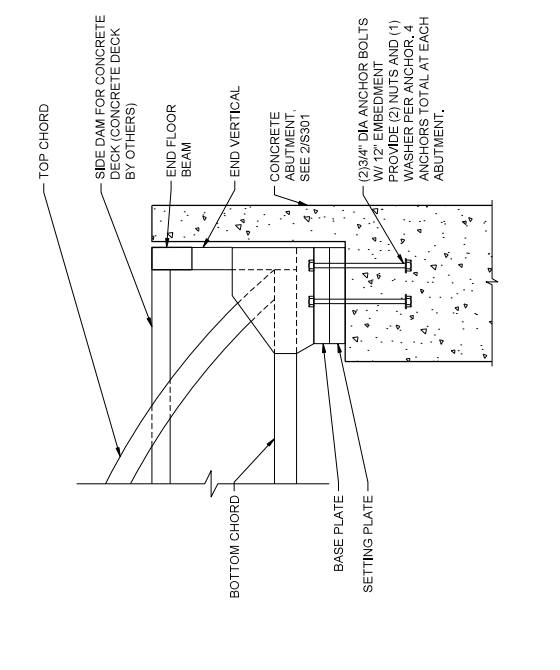


**12** TYPICAL STEPPED FOOTING BOTTOM REINFORCING  
 S301 3/4" = 1'-0"

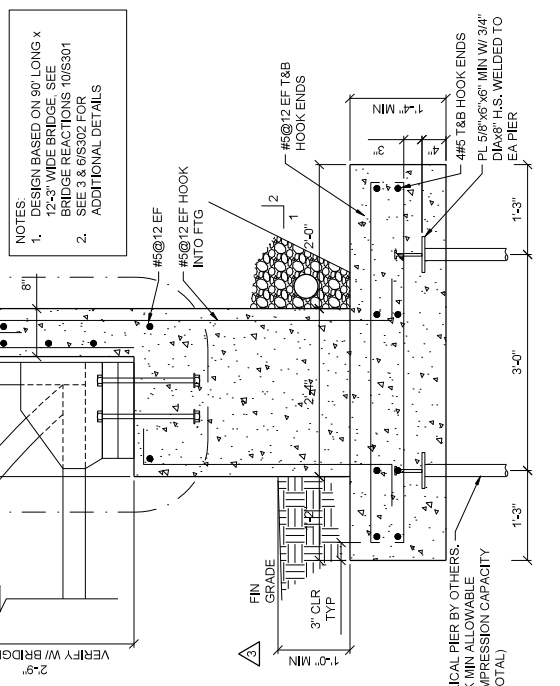
**9** CONCEPT BRIDGE SECTION  
 S301 NTS (BASIS OF DESIGN IS CONTECH 90'X12'-3" BRIDGE)



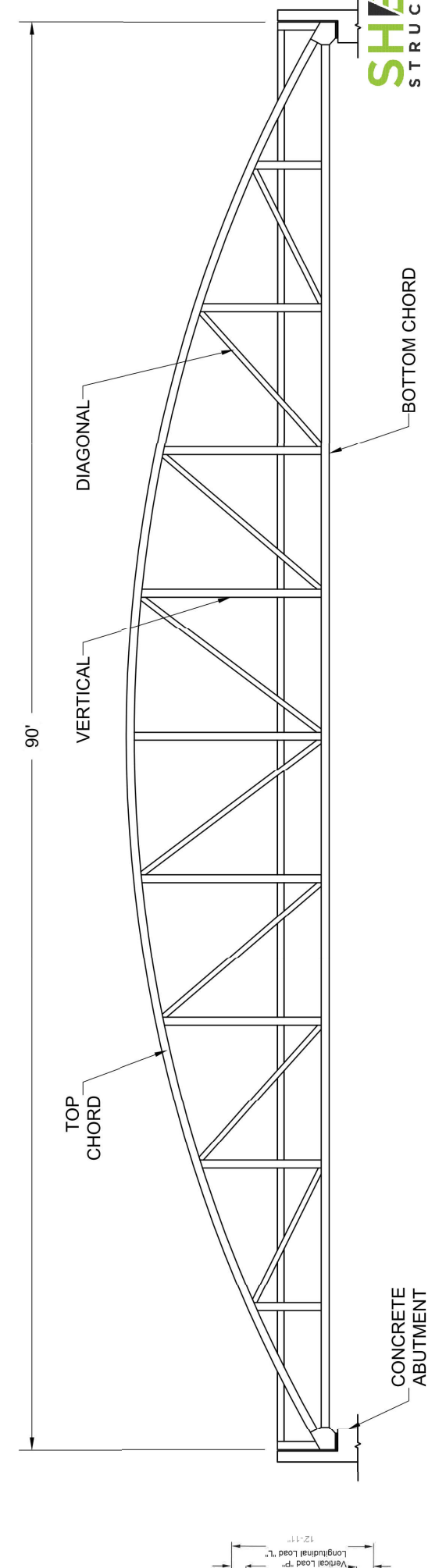
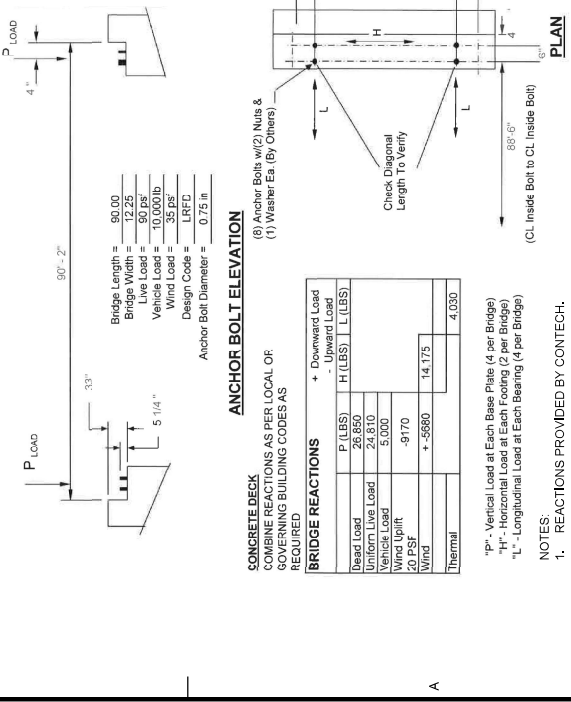
**11** SECTION AT SIDEWALLS  
 S301 3/4" = 1'-0"



**8** ABUTMENT BEARING DETAIL  
 S301 3/4" = 1'-0" (BASIS OF DESIGN IS CONTECH 90'X12'-3" BRIDGE)



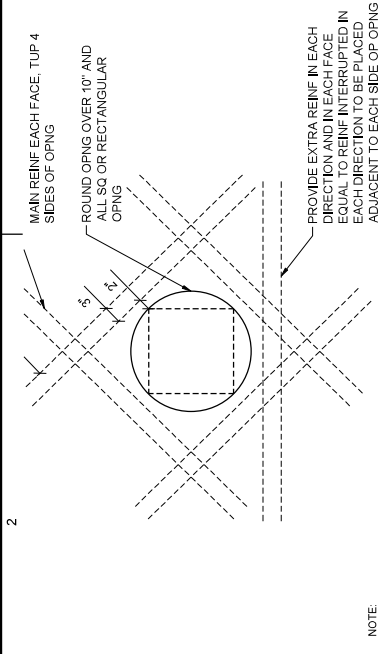
**2** SECTION AT ABUTMENT  
 S301 3/4" = 1'-0"



**10** CONCEPT BRIDGE REACTIONS  
 S301 NTS (BASIS OF DESIGN IS CONTECH 90'X12'-3" BRIDGE)

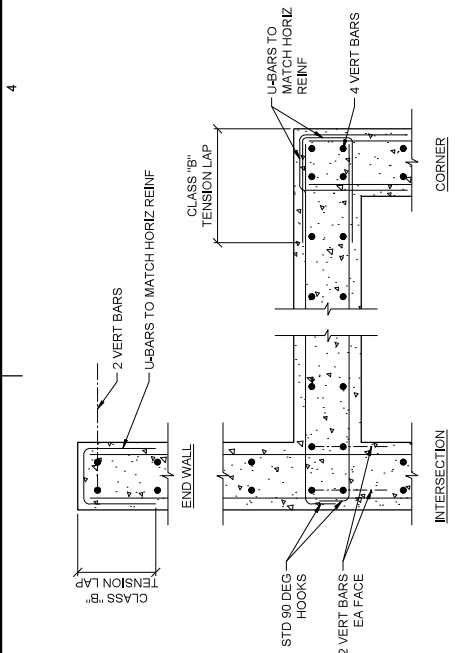
**4** CONCEPT BRIDGE ELEVATION  
 S301 NTS (BASIS OF DESIGN IS CONTECH 90'X12'-3" BRIDGE)



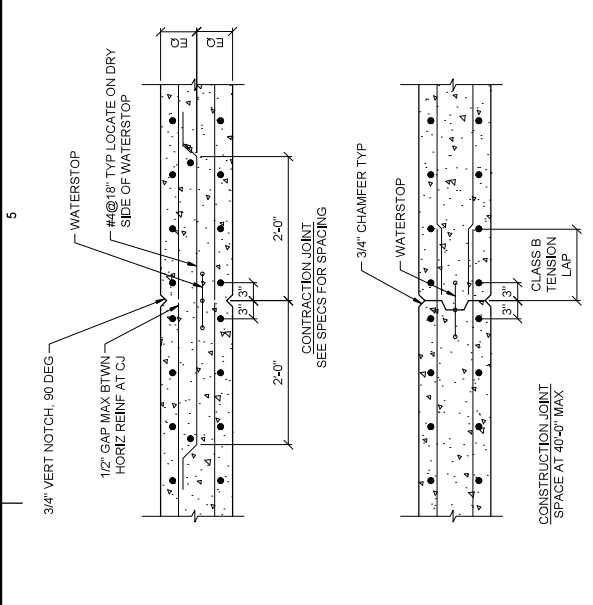


NOTE:  
ALL OPNG TO BE SPACED A MIN OF 12" FROM EACH OTHER  
AND 5 TIMES THE HORIZ OR VERT DIMENSION OF SQ OR RECTANGULAR OPNG

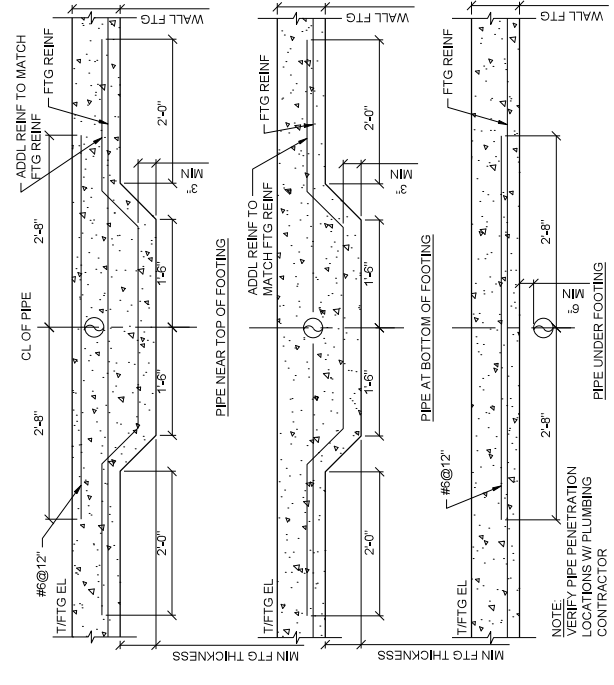
9 TYPICAL CONCRETE WALL AT OPENING (AREA ≤ 8 SF)  
S302 3/4" = 1'-0"



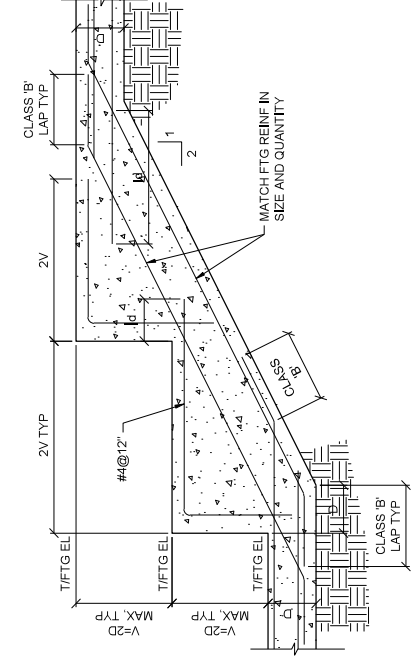
6 TYPICAL REINFORCING AT CONCRETE WALL INTERSECTIONS (DOUBLE LAYER)  
S302 3/4" = 1'-0"



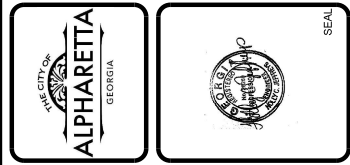
3 TYPICAL CONCRETE WALL AT JOINTS (DOUBLE LAYER)  
S302 3/4" = 1'-0"



4 TYPICAL THICKENED FOOTING AT UNDERGROUND PIPING  
S302 3/4" = 1'-0"



1 TYPICAL STEPPED FOOTING TOP AND BOTTOM REINFORCING  
S302 3/4" = 1'-0"



MARK	DESCRIPTION	DATE	APPR.
0	RELEASED FOR BID	04/08/19	
1	ADDENDUM 1	04/24/19	
2	BOARDWALK FOUNDATION REVISIONS	07/18/19	
3	STRUCTURAL FOUNDATION REVISIONS	09/10/19	

DESIGNED BY:	FILE NAME:	SIZE:	PLT SCALE:
DATE:	FILE NUMBER:	ZZ X 34"	
SOLUTION NO.:	CONTRACT NO.:		
CD BY:			
PLT DATE:			

DESIGNED BY: [Redacted]  
 CD BY: [Redacted]  
 PLT DATE: [Redacted]  
 SOLUTION NO.: [Redacted]  
 CONTRACT NO.: [Redacted]  
 FILE NUMBER: [Redacted]  
 FILE NAME: [Redacted]  
 SIZE: [Redacted] X 34"  
 PLT SCALE: [Redacted]

CITY OF ALPHARETTA  
 DEPARTMENT OF PUBLIC WORKS  
 1790 HEMPHREE ROAD  
 ALPHARETTA, GA 30009  
 300 Parkway Lane  
 Roswell, Georgia, GA  
 30082, SUITE 500  
 Phone: 678.332.7140  
 Fax: 678.332.7144

PRE-ENGINEERED BRIDGE  
 FOUNDATION DETAILS  
 BIG CREEK GREENWAY  
 EXTENSION

SHEET IDENTIFICATION NUMBER  
**S302**

**SHEAR** STRUCTURAL  
 801 MONROE DRIVE  
 SUITE 1102-481  
 ATLANTA, GA 30308  
 678.669.6051  
 SHEARSTRUCTURAL.COM


TYPICAL STEPPED FOOTING TOP AND BOTTOM REINFORCING  
 S302 3/4" = 1'-0"

TYPICAL THICKENED FOOTING AT UNDERGROUND PIPING  
 S302 3/4" = 1'-0"

TYPICAL CONCRETE WALL AT OPENING (AREA ≤ 8 SF)  
 S302 3/4" = 1'-0"

TYPICAL REINFORCING AT CONCRETE WALL INTERSECTIONS (DOUBLE LAYER)  
 S302 3/4" = 1'-0"

TYPICAL CONCRETE WALL AT JOINTS (DOUBLE LAYER)  
 S302 3/4" = 1'-0"




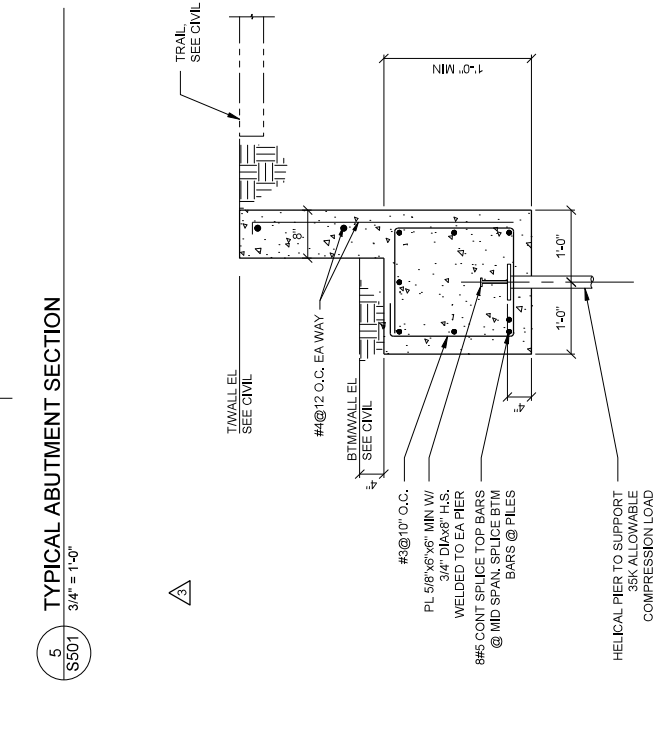
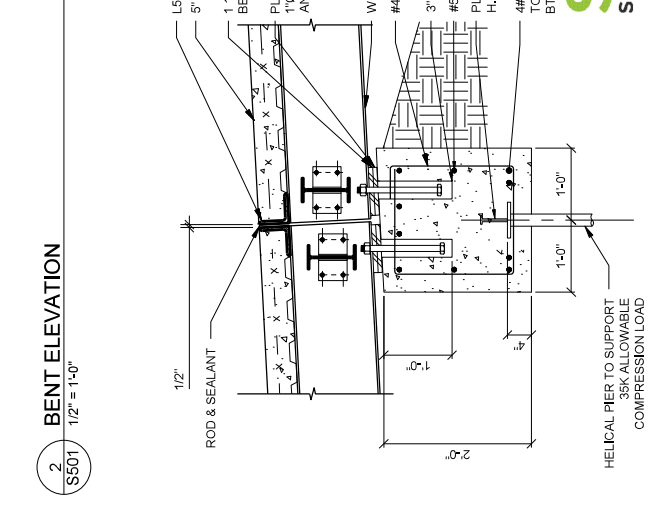
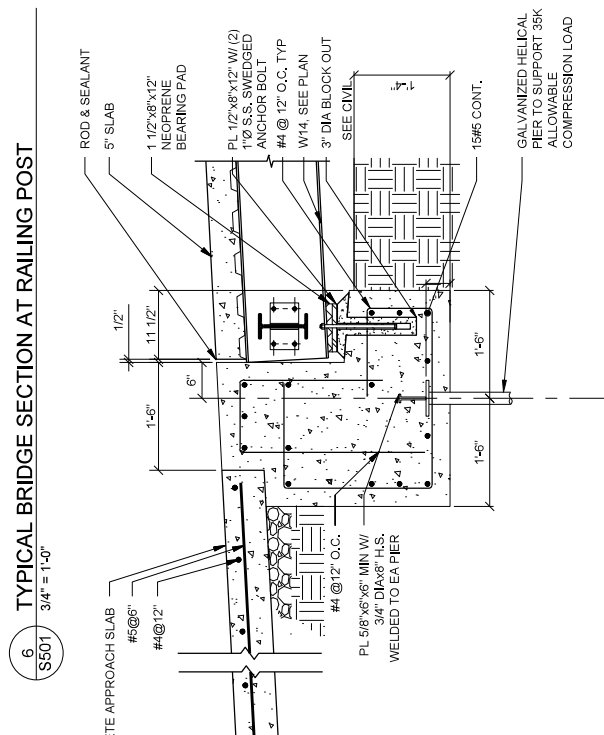
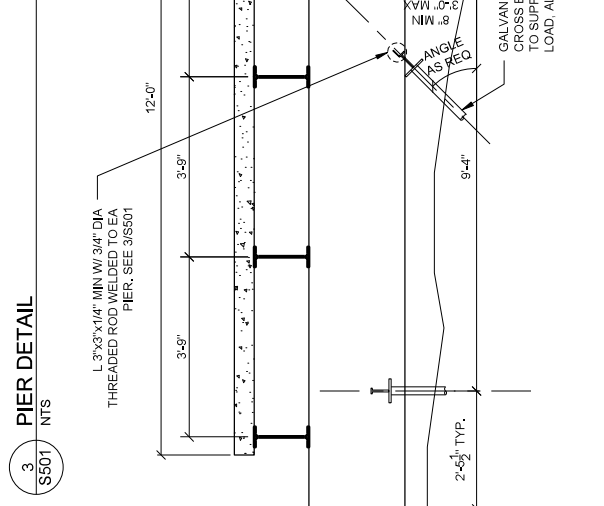
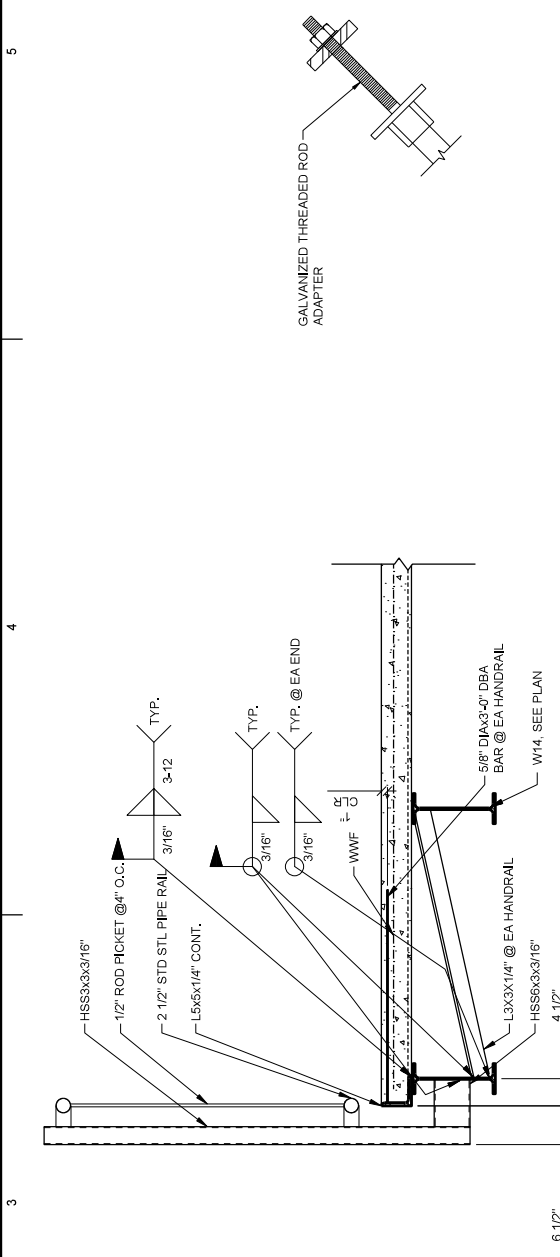
MARK	DESCRIPTION	DATE	APPR.
0	RELEASED FOR BID	04/08/19	
1	ADDENDUM 1	04/24/19	
2	BOARDWALK FOUNDATION REVISIONS	07/18/19	
3	STRUCTURAL FOUNDATION REVISIONS	09/10/19	

DESIGNED BY:	DATE:	LULY 18, 2019
CHK BY:	CONTRACT NO.:	
FILE NUMBER:	SUBMITTAL NO.:	
PLLOT SCALE:	PLLOT DATE:	

**POND**  
 DEPARTMENT OF PUBLIC WORKS  
 1790 HEMPHRE ROAD  
 ALPHARETTA, GA 30009  
 300 Parkway Lane  
 Roswell, Georgia, GA  
 30088, SUITE 500  
 Phone: 678.333.7440  
 Fax: 678.333.7444

**BIG CREEK GREENWAY  
 EXTENSION  
 FRAMING DETAILS**

SHEET IDENTIFICATION NUMBER  
**S501**



**SHEAR STRUCTURAL**  
 801 MONROE DRIVE  
 SUITE 1102-481  
 ATLANTA, GA 30308  
 678.662.6051  
 SHEARSTRUCTURAL.COM